

Medicines Management Policy

Version:	Owner:	Created:
3.13	Medicines Management Group	1 st January 2014
Published:	Approving Director:	Next Review
26/01/2026	Rhys Hancock (Director of Nursing, AHPs and Governance)	04/08/2026

Medicines Management Policy

Contents

Introduction.....	4
Definitions	4
Responsibilities	5
<i>Medical Director</i>	<i>5</i>
<i>Lead Clinicians (GP, Nurse, Allied Health Professionals [AHPs] and Pharmacists).....</i>	<i>5</i>
<i>Facilities Manager and Practice Managers.....</i>	<i>6</i>
<i>Lead Pharmacist and Pharmacy Support.....</i>	<i>6</i>
<i>Facilities Team.....</i>	<i>6</i>
<i>Practice Services</i>	<i>6</i>
<i>Medicines Management Group</i>	<i>7</i>
<i>All Clinicians.....</i>	<i>7</i>
<i>Independent Prescribers</i>	<i>7</i>
Medicines Management Overarching Principles	9
<i>Ordering Medicines</i>	<i>9</i>
<i>Prescriptions</i>	<i>9</i>
<i>PGD Use.....</i>	<i>12</i>
<i>Unlicensed Medicines and Uses</i>	<i>12</i>
<i>Amber and Red Drugs</i>	<i>13</i>
<i>Administration of Medicines</i>	<i>13</i>
<i>Supplying Medicines</i>	<i>14</i>
<i>Returned Medicines</i>	<i>15</i>
<i>Handling Adverse Drug Reactions, Clinical Incidents and Recalls.....</i>	<i>16</i>
<i>Audit</i>	<i>16</i>
<i>Documentation and Record Keeping.....</i>	<i>16</i>
Controlled Drugs	17
<i>Principles</i>	<i>17</i>
<i>Responsibilities</i>	<i>17</i>
<i>Ordering Controlled Drugs</i>	<i>18</i>
<i>Storage of Controlled Drugs.....</i>	<i>19</i>
<i>Recording of CDs kept as stock</i>	<i>19</i>
<i>Maintaining CDs at Treatment Centres & Cars.....</i>	<i>21</i>

Medicines Management Policy

<i>Transportation of CDs</i>	22
<i>Prescribing Controlled Drugs</i>	22
<i>Emergency and Out of Hours Supplies of CDs</i>	24
<i>Methadone Prescribing in IUC</i>	25
<i>Destruction of Controlled Drugs</i>	26
<i>Significant Incidents Involving CDs</i>	28
<i>Monitoring CD Use</i>	29
<i>CD auditing</i>	29
<i>Closing a CD Register</i>	29
Medicines and Stores Management	30
<i>Vaccine Storage</i>	30
<i>Temperature Management</i>	30
<i>Palliative Care Patients</i>	34
<i>Packing Down</i>	34
<i>Oxygen</i>	34
<i>In The Event of Fire</i>	38
Change Register	38
Appendices – Stock Lists	41
<i>Appendix – Emergency Drugs Bag</i>	41
<i>Appendix - Medication Stocked in IUC SevernSide</i>	42
<i>Appendix - Medication & Vaccines Stocked in BrisDoc Practices</i>	47
Appendices – Prescribing in IUC - SOPs	49
Appendices – Prescribing in Practice Services - SOPs	55
Appendices – Controlled Drug SOPs	72
<i>Appendix – Applying for a Controlled Drugs Licence</i>	80
Appendix - Escalation process for incorrectly Dispensing Medication	82
Appendix - Facilities Team Medication Processes	83
Appendices – Cold Storage	88
<i>Appendix - Recording Fridge Data Logger</i>	88
<i>Appendix - Temperate Excursion Checklist</i>	89
<i>Appendix - Temperature Record Log</i>	91

Medicines Management Policy

Introduction

The purpose of this policy is to define the standards for Clinicians and Non-Clinicians working in BrisDoc services in the prescribing, administering, dispensing, ordering, and storage of medicines to ensure compliance with best practice and legal requirements.

The aim of a standardised approach is to eliminate error, the risk of harm to patients, and protect staff.

Definitions

Medicine

Any substance or combination of substances presented for treating or preventing disease whose primary mode of action is pharmacological, metabolic, or immunological. Any substance or combination of substances which may be administered with a view to making a medical diagnosis or restoring, correcting, or modifying physiological or psychological functions.

Controlled Drug (CD)

A Controlled Drug (CD) is a drug identified by the Misuse of Drugs Act 1971 and related Regulations as having potential for diversion and misuse. The Regulations divide the CDs into five Schedules with differing levels of control, depending on therapeutic benefit balanced against harm when misused. BrisDoc do not differentiate the level of control in each schedule of controlled drug, all controlled drugs are managed with schedule two requirements.

Prescribe

To authorise in writing the supply and/or administration of a medicine.

Medical Prescriber

A registered doctor who may prescribe any licensed medicine for any medical condition according to the authorised formulary for their profession, including Controlled Drugs.

Independent Prescribers

Nurse and AHP Independent Prescribers are registered clinicians who are entered on the relevant parts of their professional Register and may prescribe any licensed medicine for any medical condition according to the authorised formulary for their profession, including Controlled Drugs.

An Independent Prescriber must work within their own level of professional competence and expertise.

Supplementary Prescribing

Supplementary Prescribing is defined as a voluntary partnership between an independent prescriber (doctor or dentist) and a supplementary prescriber to implement and agreed patient-

Medicines Management Policy

specific Clinical Management Plan with the agreement of the patient. The key principles of supplementary prescribing emphasise the importance of communication between the prescribing partners (the patient is treated as a partner in their care) and the need for access to shared patient records.

Pharmacist

A pharmacist is currently trained to dispense medication but they can also with further qualifications, prescribe medication.

Prescription Form

Prescription Forms (NHS England) FP10 are secure prescription forms, serially numbered with anti-counterfeiting and anti-forgery features. Prescriptions are controlled stationery therefore must be stored securely, fully accounted for and reported if missing. Prescriptions are ordered via a secure ordering system and distributed free. The range of forms is listed on the Department of Health (DH) and NHS Business Services Authority (NHSBSA) websites. Please note there are no prescription forms currently held for home visiting/outreach at the homeless health service (HHS) as it is deemed too high risk with this patient population.

Administer

To give a medicine by introduction into the body (e.g., orally, rectally, by inhalation or by injection) or by external application (e.g., a cream, ointment, patch).

Supply

To provide a clinically appropriate medicine for a patient for self-administration or administration by another person.

Patient Group Direction (PGD)

A specific written instruction for the supply or administration of named medicines in an identified clinical situation in the absence of a written prescription.

Responsibilities

Medical Director

Responsible for the safe and secure handling of medicines and Accountable Officer for controlled drugs. This is delegated to the Deputy Medical Director for the respective service line in their absence.

Lead Clinicians (GP, Nurse, Allied Health Professionals [AHPs] and Pharmacists)

Lead clinicians (medical and non-medical), including the Clinical Guardian team, in each service are responsible for prescribing practice and supervision of all prescribers. They will ensure robust prescribing policy and procedure is followed and developed in their service as team

Medicines Management Policy

leaders. There is a governance structure through which all leads will be accountable for the appropriate ordering, storing and stock management of medicines held in BrisDoc premises. Nominated representatives from this group will attend and liaise with the respective medicines Management Groups as required.

Facilities Manager and Practice Managers

Practice Managers, in practices and the Facilities Team oversees the management of medicines, stock control and prescriptions pads. They will action appropriate drug alerts, received by the Governance team from the MHRA, arranging for stock to be checked, withdrawn, and replaced as appropriate across services.

Lead Pharmacist and Pharmacy Support

The Lead Pharmacist will provide support for audit, advice on best practice, monitoring prescriptions, provision of reports on medicines used and their cost, medicines supplier and PGD sign off.

Additional Pharmacist support with regards to Medicines management and prescribing data is provided by NHS Bristol, North Somerset, South Gloucestershire (BNSSG) Integrated Care Board (ICB).

Facilities Team

The facilities team is responsible for checking, monitoring, and replenishing medicines stocks in all IUC Treatment Centres and cars.

Specific tasks include:

- Assessing medicines stock against minimum levels, determine what replacements are required
- Check expiry dates, rotate stock, tidy medicines stocks
- Collect medicines (which will always be delivered to Osprey Court) from Osprey and store at relevant Treatment Centre
- Maintain records of stock levels
- Reconcile prescriptions for medicines supplied by clinicians against stock lists
- Submit records to the Facilities Team for review and action
- Log a learning event if stocks do not reconcile and escalate to line management
- Managing the withdrawal and replenishment of stock recalled through a drug alert

Any discrepancies will be alerted to the Facilities Team with regards to any potential over usage of a medicine for review and investigation. All drug orders will be kept for a period of 2 years to ensure any trend analysis can be noted.

Please refer to Facilities Team Weekly Medication Processes SOP.

Practice Services

Delegated authority will be given by the Lead GP to the lead nurse in each service who will be responsible for the monitoring, ordering and storage of medication. They will be supported by

Medicines Management Policy

other members of their team together with the lead Pharmacist. Any concerns will be reported via the learning event process and relevant data/reports will be reviewed at the medicines management committee meetings. Practice services do not accept any patient return of medications.

Medicines Management Group

Please see Medicines Management Group Terms of Reference.

All Clinicians

All clinicians, whether prescribers or not, must comply with legislation, their professional body requirements, and guidelines, and BrisDoc medicines policies and procedures. Clinicians are responsible for their own prescribing practice and accountable for their actions.

Prescriptions will only ever be in accordance with the clinician's license to prescribe, and will be within BNF and local formulary guidelines, or the departure therefrom will be clearly documented.

Independent Prescribers

Purpose

This section applies to all qualified independent prescribers employed or contracted by BrisDoc and covers registration, practice, and clinical governance of independent and supplementary prescribing. This includes.

- Nurse, AHP and Pharmacist Independent Prescriber
- Supplementary Prescribing

who are eligible via profession registration and qualification standards.

Registration with Professional Body

Any independent prescriber must register as such with the appropriate regulatory body before commencing their prescribing role.

Training Requirements

All independent prescribers must undertake training as determined by their professional body and maintain ongoing competence through continuing professional development. The Scope of Practice Statement outlines the areas that the practitioner will be prescribing in and their methods of achieving competence in that area. An individual competence and professional development will be monitored and supported by their Line Manager.

Accountability

Prescribers must act in accordance with the standards set by their registering body for prescribing. Practitioners must act within their own professional competence and expertise when prescribing, seeking advice where they require it and adhere to local prescribing policies.

Medicines Management Policy

BrisDoc Contracts

The prescriber and line manager must ensure the individual's job description and contract is updated to reflect their new prescribing responsibilities before prescribing is undertaken. The Lead Clinician responsible for their practice is responsible for ensuring all prescribers are registered with the relevant authorities. For self-employed clinicians' relevant checks of registration and performers lists are conducted prior to working in the service.

Indemnity and Legal Liability

All primary clinical care (delivered under an NHS contract for primary medical services) is covered by NHS Resolution's Clinical Negligence Scheme for GPs (CNSGP). Additionally, BrisDoc provides medical negligence indemnity cover for employed Practitioners for issues not covered by CNSGP. This does not remove a Practitioner's responsibility and accountability for their own prescribing actions, nor does this include professional indemnity provided by a registration authority.

Self-employed clinicians will provide their own medical defence organisation indemnity cover for non-CNSGP covered issues.

Prescribing

All independent prescribers hold individual clinical responsibility for undertaking an appropriate assessment, or critical review of assessment, for all patients for whom they prescribe.

The prescriber must prescribe only for the specific patient. Prescription items are not transferrable.

Controlled drugs must only be prescribed in accordance with the current legislation and best practice where there is a clinical need.

Single Prescribing Competency Framework

To support all independent prescribers in prescribing safely and effectively, a single prescribing competency framework can be found at:

<https://www.rpharms.com/resources/frameworks/prescribing-competency-framework/competency-framework>

Medicines Management Policy

Medicines Management Overarching Principles

This section details the principles by which BrisDoc clinicians will manage the administration and supply of medicines in respective services.

Regular medicines management meetings are held to address and monitor matters of medicines e.g. alerts, learnings, prescribing and other medicines management issues. These meetings have minutes recorded and have associated terms of reference.

This policy is intended to protect all BrisDoc staff, patients and the wider public from any harm associated with the use or misuse of medicines, and to enable prompt access to prescribed medicines, especially out of hours.

A suite of SOPs are available to support the principles described in this policy for the management of medicines within the appendices.

Ordering Medicines

The governance process for the documentation of medicines orders and receipt, and their reconciliation is essential to secure intelligence and assurance with respect to the probity and accuracy of the ordering process, particularly regarding controlled drugs. Email orders will be sent on a secure network, records kept of orders against stock lists and receipt of medicines delivered will be maintained and saved on the respective medicine's portal or the BrisDoc shared drive. The process will be kept under review by the Facilities Manager and Lead Nurses and is scrutinised by the Medicines Management Group.

Prescriptions

Prescriptions are generated by Cleo /EMIS via Electronic Prescribing Service (EPS) and digitally transferred directly to the relevant pharmacy. Hand-written and printed prescriptions in Treatment Centres are provided by exception if the IT system fails or there is another reason preventing the use of EPS.

EPS is not possible in the IUC visiting cars. Hand-written prescriptions can be generated at home visits and where necessary will be written legibly, clearly, in indelible ink and include full patient details and the date. The issue of a prescription will be documented in the prescription log in the car. Where a handwritten script is issued an electronic version must be created on Cleo and 'stored for later'. The visiting clinician may task the Clinical Assessment Service (CAS) to generate an EPS script to go to the patient's chosen pharmacy for collection by a family member/carer.

Prescriptions for end-of-life care can be used for home visits. These prescriptions will need to be completed with appropriate doses by the visiting clinician and signed for the community pharmacy to dispense the medication appropriately.

Prescriptions are no longer sent to pharmacies via fax. They are either sent electronically or in rare exceptions handwritten.

Medicines Management Policy

Ordering and Monitoring Prescription Pads

Integrated Urgent Care

The ordering of printer and prescription pads for IUC is managed by the Facilities Team.

Printable prescriptions

Upon receipt of printable prescriptions, the serial number of each box of prescriptions is recorded, along with the number of the first and last prescription in each box. A central log is maintained of where each box of printable prescriptions is issued to.

Handwritten prescriptions

For hand-written prescription pads the serial number of each prescription is recorded and a central log is maintained of where each pad is issued to.

A batch of individual prescriptions will be issued to a car and replenished when used and as required. A log of issued prescription form serial numbers and their use will be maintained by the driver and scrutinised by the Facilities Manager.

At the start of each shift the Host/Driver will load the IUC Treatment Centre prescription printers with prescription forms. A log of prescription serial numbers and their use is maintained in each Treatment Centre. When business continuity requires the use of hand-written prescriptions, a log of the prescription number and Cleo case record number will be maintained by each clinician on duty. The Host is responsible for issuing and retrieving the logs and reconciling them with the remaining handwritten prescriptions. These logs are returned to the Facilities Team for audit and re-ordering.

All prescription forms (including those from a car) will be securely locked away in the Treatment Centre by the Host at the end of each shift.

See SOP Writing a Prescription – IUC.

Practice Services and HHS

In practices prescriptions are ordered by the Practice Manager from NHS England (NHSE). Upon receipt a record is kept of the prescription numbers. Prescriptions issued to clinicians will be tracked by prescription number.

‘No fixed abode’ is acceptable as an address for homeless individuals.

Security and Safe Handling of Prescriptions

It is the responsibility of all to always ensure the security of prescriptions and prescription pads. In the event of loss or theft the following procedure should be followed:

- Report any loss immediately, with details of approximate number of prescriptions lost and serial numbers if known, to the Shift manager or senior clinician on duty and report as a learning event

Medicines Management Policy

- The senior clinician or investigating manager will inform Police, NHSE, NHS Business Services Authority and ICB Head of Pharmacy and manage the incident in accordance with the Learning Event management policy

Repeat Prescriptions

IUC

BrisDoc recognises that there are occasions when a patient will run out of their medicine or may be visiting the local area and have forgotten/lost their medicine. A request for a repeat prescription will therefore be considered on an individual patient basis.

In cases where an IUC clinician recognises that to go without a regular medicine may be to the detriment of symptom control and good health, a clinician may provide a repeat prescription for the relevant medicine for a short duration that gives the patient time to arrange with their own GP to provide their usual repeat prescription and to be reviewed for their long-term condition. EMIS access should be sought to provide confirmation of repeat medicines and when they were last prescribed. Other resources such as summary care record, Connecting Care and the NHS prescription tracker can be used to obtain further information regarding acute/repeat prescriptions.

Prescribing repeat medication will be in line with local formulary and guidance

As a rule, no more than three days' supply should be prescribed (longer supplies may be given during bank holiday periods). Prior to prescribing EMIS and Cleo should be checked for other occurrences of repeat prescription requests from the patient to determine if there were a pattern that would affect a decision to prescribe and inform the content of the Post Event Message to the patient's own GP.

IUC does not issue repeat prescriptions for patients who are under the care of a private service or provider.

For patients visiting from abroad who have run out of their usual medication, IUC can issue a repeat prescription for the shortest period (e.g., until they can temporally register with a local GP). The prescriber must ensure they have proof of the medication(s) and a correct up to date list. The prescriber can refuse to prescribe any medication they deem unsuitable/unsafe/inappropriate.

See SOP Transporting and Dispensing Medication from IUC Car.

See SOP Prescribing and Dispensing Medication from IUC Treatment Centre Stock.

See SOP Remote Prescribing and Dispensing Medication from IUC Treatment Centre Stock.

Practices

This is guidance for prescribing clinicians to re-prescribe using EMIS. **See SOP - Repeat Prescribing in Practice Services.**

Medicines Management Policy

This is guidance for non-prescribing clinicians managing long term conditions. **See SOP - Re-Authorisation Protocol of Repeat Prescriptions for Long-Term Conditions by Non-Prescribing Nurses and Pharmacist**

This is guidance for non-prescribing clinicians who wish to initiate or amend medication by prescribing. See SOP **Prescribing Process Guidance for Non-Prescribing Clinicians in General Practice**

Homeless Health Service (HHS)

The overriding principle of prescribing at the homeless health service is managing risk. This includes mitigating risks against overdose, patients selling their medication and/or losing their medication. Prescribing small amounts of medication at one time helps reduce these risks. Risk needs to be assessed holistically for patients depending on their individual vulnerabilities. If there is reasonable evidence of script diversion, then prescribing for that patient will immediately stop.

- For uncontrolled substances and medication/products at low risk of diversion this will usually be supplies for one or two weeks only
- Pharmacy notes for “Supervised consumption on pharmacy premises” can be used for any drug and can improve compliance as well as mitigate risks
- Use of EPS whenever possible for audit purposes and to reduce the number of scripts lost

As many patients accessing the HHS only hold temporary registration it is essential to use all data-sharing available including EMIS, SCR, Connecting Care, BSDAS, Theseus and others to access accurate and real-time information. This avoids any possibility of duplicate prescribing or other prescribing errors. Patients who do not consent to data sharing cannot receive treatment from HHS and should be directed back to the GP where they hold full registration.

PGD Use

Non-prescribing clinicians will be able to issue emergency medication via the use of a PGD. The PGDs are produced by BrisDoc’s Medicines Management Group.

- PGD users will have training prior to being able to issue drugs
- PGD users will be assessed as competent by a Prescriber prior to issuing drugs under PGD
- PGD users will sign to indicate they are able to undertake usage of PGDs
- The Clinician will record the drug given and identify that it was given under PGD in the patient notes
- Clinical Guardian will be used to audit the clinical consultations, therefore any use of a PGD drug and its appropriateness will be conducted as part of this review
- All PGDs must be signed off by the ICB and regularly reviewed

Unlicensed Medicines and Uses

Examples of unlicensed drugs are those made by Specials Manufacturers. Some medicines may be used in ways that lie outside their marketing authorisations (formerly product licences). This is particularly so for medicines which are used in palliative care.

Medicines Management Policy

Patients should usually be informed if a medicine supplied to them is unlicensed or used in an unlicensed way, and any implications, e.g., that the medicine may not have been assessed by the licensing authority against the criteria of safety, quality, and efficacy. It is the professional responsibility of the prescriber to decide whether it is appropriate for a patient to be supplied with a medicine for an indication outside its marketing authorisation.

In addition, sometimes a medicine may be used outside its licensed route. The prescriber must carefully weigh the likely benefits against the anticipated risks and wherever possible discuss these with the patient before agreeing the most appropriate treatment.

Prescribers and pharmacists should work together to ensure that unlicensed medicines are only supplied when the patient has a special clinical need that cannot be met by an available licensed medicine. This special clinical need does not include reasons of cost, convenience, or operational need. Every reasonable effort should be made by prescribers (with support from pharmacists) to identify a UK licensed medicine, or a licensed medicine in a similar class, that meets the patient's special clinical needs.

Where medicines are prescribed for unlicensed indications, it must be recorded on the patient's consultation notes.

Further guidance is available as below:

<https://www.rpharms.com/Portals/0/RPS%20document%20library/Open%20access/Support/toolkit/professional-standards---prescribing-specials.pdf>

Amber and Red Drugs

Prescriptions will not be issued for any "RED" drugs. "AMBER" drugs will seldom be issued other than following senior clinician consultation. Please see guidance from BNSSG regarding the [traffic light system and classification of medicines](#).

Administration of Medicines

IUC

The occasions when an IUC clinician may be required to administer a medicine will be by exception and typically in an urgent situation or medical emergency. These will be stat doses in the following circumstances:

- the immediate control and management of symptoms
- resuscitation where the clinician makes a judgement that immediate intervention is needed
- providing a window of watchful waiting that then allows for more considered advice and/or treatment from the clinician.

The medicine, dose and route, batch number and expiry date will be documented in the patient consultation notes. Issue of the medication should be recorded as per this policy.

The clinician administering a medicine in the Treatment Centre or at a patient's home is responsible for undertaking any monitoring required to assess the effect of the medicine or any adverse reactions and recording the effects in the patient consultation notes.

Medicines Management Policy

See the Prescribing and Dispensing Medication for IUC Treatment Centre Stock SOP.

IUC Non-Prescribing Clinicians

See the Prescribing and Dispensing Medication as a non-Prescriber SOP

Practice Services

In practice services, medicines are not routinely stocked (except vaccines, implants and emergency medicines) and any available will be part of the practice's resuscitation equipment and the GP visiting bag (refer to Resuscitation policy for medicines contents by practice). Practices will also stock emergency drugs as per CQC requirements or where this is not the case a risk assessment will have been completed. Any drug(s) that are administered will be documented in the patient's EMIS record and relevant patient consultation notes. Drug stock is checked regularly, and records are kept reflecting each time the stock is checked and the stocks administrator must sign and date that they have rotated the stock.

Where a medicine that is not held in stock is to be administered in a surgery the patient will be issued a prescription for that medicine and will be asked to bring it to their appointment for administration. Appropriate records will also be recorded in the patients EMIS notes.

HHS

In addition to the above, Homeless Health will assess on an individual basis as to whether a patient could be reasonably expected to collect and bring their medications. Considering the patients mental health, vulnerabilities, organisational skills, drug taking history and the nature of the drug for administration. Patients who cannot be reasonably expected to collect their medications will have their medication collected for them from the pharmacy and stored on site in a secure locked cabinet. This will be recorded in the 'patient's own' chapter of the drug record book and signed out for administration.

Medication Held in Practice Services and HHS

There is a standardised list of medication in Practice Services and Homeless Health, and these are listed as an Appendix in this Policy. **See Medication Stocked in GP Practices and HHS.**

Supplying Medicines

Supplying a medicine from stock should be by exception in IUC. Medicines may be supplied by a clinician from stock held at a Treatment Centre or in a car when it is not appropriate to provide a prescription e.g., when there is no open Pharmacy, or it is unrealistic to expect the patient to travel to the nearest open Pharmacy.

In instances where a medicine is supplied the clinician should clearly document the medicine and administration instructions in the case record including batch number and expiry date. An entry in the 'Medication Issued from Stock Form' will be generated for the medicine supplied and available in the Treatment Centre so the Facilities Team can reconcile supply against stock levels and re-order stock. A medicine administered from car stock will be recorded in the Car Medication Form.

The clinician and host will retrieve the medicine from the storeroom and check the medicine against the case record and issue it to the patient with administration instructions and safety

Medicines Management Policy

netting advice. The clinician must label the medication box(es) with the patient's name and dosing instructions and make up suspension by adding required volume of water.

When supplying medicines from IUC stock only a complete box of medication should be issued for the patient to take away. The medication should be in its original packaging with the Patient Information Leaflet.

Please refer to the controlled drug section for supplying controlled drugs from stock.

See Prescribing and Dispensing Medication from IUC Treatment Centre Stock SOP.

See Transporting and Dispensing Medication from the IUC Car and Remotely Prescribing and Dispensing medication in IUC Treatment Centre SOPs.

Spoons and oral syringes

For liquid medicines and especially medicines for children, the supplier should provide a 5ml, 10ml, 50mls spoon, or an oral syringe. Both should comply with BS3321: Part 7 1995. An oral syringe should be supplied when an oral liquid medicine is prescribed in a dose other than 5ml or multiples of 5ml, 10ml, 50mls. The syringe is marked in 0.5-ml divisions from 1 to 5ml to measure doses of less than 5ml and is provided with an adaptor and an instruction leaflet for the patient or carer on its use.

Shelf-life

Medicines for supply must have a sufficient shelf life to cover the intended period of treatment for the patient to whom it is supplied. Some medicines needing reconstitution prior to supply (e.g., oral antibiotic suspensions) have a limited shelf life once reconstituted. Anyone supplying a medicine of this type must ensure that supplied quantities allow for this. Patients requiring treatment courses which exceed the shelf-life of the reconstituted medicine will need appropriate arrangements put in place for further supplies. Whichever arrangement is put in place, the procedure for the supply of completed courses should be discussed and agreed with the patient or their carer.

Escalation process for incorrect dispensing of medication

All medication issued from a base must be prescribed and recorded appropriately in the patient's case notes and within the Treatment Centre documentation. This ensures there is a clear audit trail for medications, a legal requirement and good clinical governance. The Medication Lead will follow this process if the correct process is not followed. **See Escalation process for incorrectly Dispensing Medication SOP.**

Returned Medicines

BrisDoc does not accept returned medicines (the only exception to this is at HHS). Patients or a family member should be instructed to return un-used, out of date, or no longer required medicines to their local pharmacy.

The HHS may accept illicit and prescribed medications from their service users or found by staff on site where their continued circulation may cause harm and where the service user cannot reasonably be expected to return it to a pharmacy. These substances should be immediately disposed of in a Controlled Drugs denaturing kit.

Medicines Management Policy

Please refer to the controlled drugs section.

Handling Adverse Drug Reactions, Clinical Incidents and Recalls

All adverse drug reactions (ADR) should be reported in accordance with Medicines Healthcare Regulatory Authority (MHRA) Yellow Card system (available in BNF or reporting online at www.mhra.gov.uk) as well as through BrisDoc's learning event reporting portal. All ADRs should be recorded in the patient clinical record.

Any notification comes through the Brisdoc Governance email address, and the relevant clinical lead and Facilities Manager will review the detail and action if necessary.

Audit

Practitioners should audit their own practice as part of their ongoing review of CPD needs.

Prescribing by all clinicians is monitored by the Medicines Management Group at the ICB, Clinical Guardian audit, peer review, individual clinician review by line managers and audit.

Documentation and Record Keeping

All prescribers are required to keep contemporaneous records which are accurate, unambiguous, and legible in line with requirements of the registering body's standards for record keeping. Records must comply with organisational policies for Records Management and Data Protection, Confidentiality and Disclosure.

Prescriptions may be hand-written, or computer generated and must be signed and dated by the prescriber. Electronic Prescribing Service must be the preferred method of issuing a prescription.

Medicines Management Policy

Controlled Drugs

BrisDoc has adopted the BNSSG ICB Guidance for Controlled Drugs (CDs) and works in accordance with NICE guidelines (2016), NHS England South West, the Misuse of Drugs Regulations (2001), and Controlled Drugs (Supervision of Management and Use) Regulations (2013). The policy also follows Care Quality Commission guidance on Controlled Drugs (2024).

CDs are only held in stock by IUC.

Any application for a CD licence or actions related to ongoing management of CD licencing must be raised to the Director of Nursing, AHPs and Governance.

Please see the Applying for a Controlled Drug License SOP.

Principles

The key principles of this policy are that:

- CDs will be managed and used safely and effectively
- Patients should have timely access to the CDs prescribed for them
- Opportunities for CDs to be abused or diverted are minimised/prevented
- Good practice will be shared, and concerns identified promptly and rectified as soon as practical

Responsibilities

BrisDoc staff will comply with appropriate legislation relating to the prescribing, supply, documentation, safe custody, and administration of CDs. This involves not holding Controlled Drugs at any premises until the Home Office have granted a CD Licence.

BrisDoc's Controlled Drugs Accountable Officer (CDAO) is responsible for the safe and effective use and management of CDs within the organisation. They must ensure monitoring and auditing of the management and use of CDs, record and investigate concerns, ensure adequate procedures are in place and ensure relevant individuals receive appropriate information, education and training. There is a requirement that the CDAO shares concerns and information with police, counter fraud, security, regulators and ICB applicable.

The Medicines Management Committee is the official forum for all medication including CD management, but CD management oversight will be handled by the clinical team. All changes to operations regarding CDs will be made in writing to all required teams, contemporaneous record is evident for good governance.

Registered Clinicians must:

- act within the legislation and professional responsibilities relating to controlled drugs
- ensure they consider themselves competent to act in accordance with the medicines management policy
- be familiar with, and always follow, their own professional code of practice in relation to medicines

Medicines Management Policy

- use tools that support safe and appropriate prescribing of CDs
- document via indelible route, primarily EPS or written prescription and give information to the person taking the CD or the carer administering it including for example:
 - The patient's full name, NHS number, address, and date of birth, age if appropriate
 - Document the name and form of the drug, even if only one form exists and the strength of the preparation, where appropriate (if more than one form exists)
 - Know how to use sustained and immediate-release formulations when prescribed together,
 - State dose, frequency, and duration,
 - Document the total quantity to be supplied in words and figures
 - Understand side effects and efficacy
 - State what the CD has been prescribed for,
 - Understand how to safely dispose of unused, unwanted CDs,
 - Understand that the CD is for use only by the person it has been prescribed for.
 - Understand the prescription must be signed by the prescriber with his/her usual signature and dated by him/her (a date stamp can be used)
 - Document any remaining space crossed through to reduce opportunity for fraud

The failure of staff to comply with this policy may result in disciplinary action.

It is imperative that all new colleagues that will handle and be involved in the record keeping of controlled drugs are trained in the following information and are aware of regulations and the protocol around controlled drugs.

Ordering Controlled Drugs

Requisitions

One of the designated clinicians must produce a written requisition to obtain Schedule 2 CDs from North Bristol Trust. Schedules 3 to 5 are obtained from Arcadia or Kents suppliers via Facilities Team.

North Bristol Trust pharmacies hold a list of approved clinicians able to order CDs required for SevernSide use.

A designated Clinician will liaise with IUC Head of Nursing & AHPs to order CDs for SevernSide. The CD requisition form (FP10CDF) will be sent to North Bristol Trust Pharmacy by Facilities. Ordered CDs will be collected from North Bristol Trust Pharmacy by authorised clinicians who will receive a signed requisition from North Bristol Trust Pharmacy with the number of drugs ordered and a date and time stamp which is to be given to Facilities.

A member of the Facilities team and the authorised clinician will then collect the controlled drugs from North Bristol Trust and are responsible for their safe transportation to the Treatment Centre. This must be undertaken in a BrisDoc vehicle with a CD safe and the CD Register must be updated in accordance with audit procedure.

Practice Services do not currently order any control drugs.

See SOP Ordering, Collecting and Dispersing Schedule 2 Controlled Drugs and Ordering and Storing IUC Schedule 3 to 5 Controlled Drugs

Medicines Management Policy

Retention of signed orders, requisitions, and invoices

The Facilities team will keep all signed orders and requisitions for CDs for 2 years and invoices for 7 years.

Storage of Controlled Drugs

CD Cupboards

In accordance with good practice guidelines (Misuse of Drugs (Safe Custody) Regulations 1973), CDs will be stored in accordance with the following criteria:

- Kept in a locked, secure metal safe within a locked drug store cupboard which is fixed securely to a wall – the hinges must be protected and the safe is of suitable thickness for purpose.
- The room containing the CD cupboard is lockable. This cupboard and keys are not open to public access.
- All combination codes to locks must be changed every 6 months.
- The room containing the CD cupboard is tidy around the cupboard to avoid drugs being misplaced.
- Nothing is displayed outside to indicate that CDs are kept within the cupboard.
- The number of sets of keys to the locked CD cupboard, and who holds them is always known.
- One designated person (host) within the premises takes overall responsibility for the keys. The cupboard will only be opened by the designated person concerned, or person authorized by them to do so. The keys / access codes will be stored securely.
- The CD storage cabinet must be locked after each entry into the cupboard.
- Stock is kept to a minimum, governed by clinical need.
- Items other than CDs, such as money and paperwork, will not be stored in the CD cupboard.
- The CD register is stored safely outside the CD cupboard in an appropriate location within the drug store cupboard.

Medication	Class	Schedule
Codeine	B	5
Diazepam	C	4
Midazolam	C	3
Oral morphine 10mg / 5ml	A	5
Morphine	A	2
Oxycodone	A	2

Recording of CDs kept as stock

Records for all CDs must be kept in a CD register. There are two CD registers, one for schedule two drugs and one for schedules three, four and five drugs.

All schedules of CDs are treated in the same way and in accordance with this policy.

Medicines Management Policy

Format of CD register

To comply with legislation all CD registers are:

- bound (not loose leaved)
- Contain individual sections for each strength and form of a drug
- Have the name, strength and form of the drug specified at the top of each page
- Have the entries in chronological order and made on the day of the transaction or the next day
- If an entry is contained within more than one line – each line needs to be signed and dated
- Have the entries made in black ink or otherwise indelible form
- Not have cancellations, obliterations, or alterations
- Have corrections made by a signed and dated entry in the margin or at the bottom of the page and a learning event submitted.
- Be kept at each location to which it relates and be available for inspection at any time.
- Be kept for a minimum of two years after the date of the last entry, once completed
- Not used for any other purpose

Administration for CDs received into stock

The following details will be recorded in the CD register:

- Date on which CD was received
- Order Requisition number
- Name and address of supplier (e.g., pharmacy)
- Quantity received
- Name, form, and strength in which the drug was received
- Signed as correct by two persons, one of which must be a clinician
- Osprey Court moves large volumes of CDs frequently to bases – a clear reconciliation of movement of CDs to each base for each medication must be documented in the CD register.

Administration for CDs supplied to patients via prescriptions

The following details will be recorded in the CD register:

- Date on which supply was made
- Name and case number of patient
- The authority of person who prescribed CD
- Quantity supplied
- Form and strength in which drug supplied
- Signed as correct by two persons, one of which must be a clinician
- The register will be completed only after the CD has been collected by the patient representative or healthcare professional
- The medicine will only be dispensed once the patient is present at the base

See the Dispensing Medication for IUC Treatment Centre Stock SOP.

Medicines Management Policy

Maintaining CDs at Treatment Centres & Cars

In accordance with good practice guidelines, identified members of staff have responsibility for carrying out daily stock checks of CD balances. These checks will be made by a clinician at the commencement of the start of the shift on weekdays and the commencement of the start of the early shift on weekends. The Host is responsible to ensure clinicians in each Treatment Centre complete this task.

Reconciliation of CDs

The role of operational co-owners is to ensure safe keeping of the keys and keycodes. All controlled drug checks, dispensing controlled drugs or transporting controlled drugs must be done together with a clinician. It is the clinician that **handles** controls drugs and are ultimately responsible for all CDs under all circumstances. Operational co-owners are witnesses, and counter-signatories in daily stock checks and dispensing all CDs.

The Process for Daily Checks of the CDs at bases

See **SOP Daily CD Checks in IUC Treatment Centre and Cars**

Transportation of Schedule 2 drugs in the Car

Schedule 2 CDs are not stored in the cars, however on occasions they may need to be taken on a home visit or transported between bases.

See **SOP Transporting and Dispensing Medication from the IUC Car.**

The Process for Daily Checks of the CDs in the cars

These drugs, schedule 3,4 and 5 CDs are stored in the car medication boxes. There is a CD register for each car – these stays inside the car.

See **SOP Daily CD Checks in IUC Treatment Centre and Cars**

The accountability for maintaining the correct stock levels of CDs lies with the Medicines lead for each service.

Role & Name	Service
Lead Clinical Practitioner – Medicines*	IUC SevernSide
Lead Nurse	Homeless Health
Lead Nurse	Broad Mead
Lead Nurse	Charlotte Keel

*In SevernSide liaison from the host goes via the shift manager reports

Oramorph Reconciliation

The entire Oramorph stock will be measured in millilitres. Any open bottles will be visually checked for volumes each day. If there is any discrepancy outside of 10ml measurements this will be reported as a learning event and investigated. Brisdoc only stock morphine sulphate oral solution of strength 10mg/5ml.

Monthly stock check of CDs

See **SOP Facilities Monthly Stock Check of Controlled Drugs**

Medicines Management Policy

Transportation of CDs

All health care professionals in legal possession of a CD have a professional duty of care to take all reasonable steps to always maintain safe custody of that CD.

The following section articulates how the transportation of CDs occur.

Checking In and Out of CDs to Cars

Refer to the following SOP's –

Prescribing and Dispensing medication from the IUC Car

Daily CD Checks in IUC Cars

Transporting CDs from base to base for stock adjustment

Please refer to the following SOPs

Prescribing and Dispensing medication from the IUC Car

Car Safes

At no time will Schedule 2 CDs be left in a car that is unattended during the day or overnight or left for a long period of time.

Prescribing Controlled Drugs

CD Prescribing Points

- CD prescriptions for Schedule 2 and 3 drugs are currently valid for 28 days
- It is good practice to prescribe no more than three days' supply for CDs schedule 2, 3 and 4 in the IUC setting, excluding over bank holidays where longer periods are absolutely necessary.
- It may be necessary to issue a small number of tablets to a patient at a base. Patient safety concerns may require a packet of codeine, for example to be opened and a small number prescribed and issued to the patient in situ. Please refer to Emergency and OOH supplies of CDs below.
- If more is prescribed, the clinical reason for a greater supply should be documented in the patient's electronic notes.
- When supplying long term pain relief on repeat prescription the prescriber will check EMIS first, supply no more than the minimum required amount and ensure that patients are not over-ordering their medicines by advising the patient's GP to highlight areas of concern.
- It is good practice to generate all CD prescriptions via computer electronic records where possible to enable a clear audit trail. If handwriting the prescription is unavoidable, make a record of the medicines prescribed in the patient's electronic records and record the prescription number in the IUC prescription record log and on the patient record.
- Good practice requirements and professional codes of ethics make it clear that it is inappropriate for a prescriber to prescribe or administer CDs for personal use, or for family members, at any time.
- Lost or stolen controlled drug prescriptions will not be replaced except under exceptional circumstances with a police crime number at the prescribers' discretion. If medications are claimed to have been lost the greatest care must be taken to verify this. This includes looking on Connecting Care to see where the script has been issued and phoning that

Medicines Management Policy

pharmacy. Medicines that have been lost should not necessarily be replaced if the clinician is not confident that it is safe to do so.

Requests for repeat prescriptions of drugs of dependence must be treated with caution. If a patient is on a weekly/daily script, the clinician can refuse to issue further medication if it is deemed unsafe or inappropriate. In such cases all resources must be checked/validated e.g., EMIS/summary care record/ connecting care/community pharmacy/NHS spine and further discussion with CC or pharmacist is strongly recommended. Consideration for a special patient note should be given.

Homeless Health Service

At the HHS, particular care should be taken if starting a Pregabalin or Diazepam script. Initiating pregabalin or diazepam is a major event and should almost never occur. The decision needs to be very clearly documented in the notes and where possible should be discussed at the weekly Multidisciplinary Team meeting with the Addictions consultant. Blue prescriptions should be used for diazepam.

Diazepam must not be stored at the HHS as stock or as patients own supply under any circumstances.

CD prescriptions are issued as blue paper scripts at HHS. This allows prescribers and pharmacists to monitor missed doses of OST more accurately for patients who are on daily supervised consumption. This is essential for managing risk of accidental overdose.

Blue Scripts - Process

Blue FP10 prescriptions will be ordered from PCSE by Medicines lead in each service. On receipt the serial numbers will be checked and recorded in Blue Script Spreadsheet or log book.

Blue FP10 prescriptions should be stored in a secure place at all times and access to them is only for relevant staff members that require access to blue FP10 scripts.

The spreadsheet record should include:

On Receipt

- date received
- name of person who received the order
- FP10SS (issued in batches of 50) first and last number of batches

On Issue

- date of issue
- which Blue FP10s have been issued (quantity and serial numbers)
- name of person who taken the Blue FP10s
- serial numbers of any unused Blue FP10s returned
- details of Blue FP10s that have been destroyed, including who destroyed them and how they were destroyed (these records should be retained for at least 18 months).
- All destruction of Blue FP10s must be conducted by two people.

Medicines Management Policy

HHS Specific Information on Blue Scripts

Recording every blue script issued in the prescriber's page of the Excel Spreadsheet "Blue Scripts" (shortcut on prescriber's Windows desktop)

A clinician can take a small number of scripts to be held in a locked location in their consulting room. These scripts must be recorded on the "Blue Script Register" tab of the Blue Script spreadsheet (a shared file on the T drive, with shortcut on each clinician's desktop). It is necessary to record the clinician's name, number of the top script and number of the bottom script. The scripts should be returned at the end of the session to the safe in the SMART Team's cupboard. The relevant numbers of returned scripts should again be recorded in the spreadsheet. Each prescriber is responsible for the security of the prescriptions they have taken.

Whenever a blue script is issued the clinician must fill in the spreadsheet in their own page of the spreadsheet.

- Date of issue
- Patient's NHS number
- Unique Prescription number
- Click on the save button

The prescriber must make a note in the patients record that a prescription has been issued and whether it has been given to the patient, stored to give to the patient later, hand delivered and by whom, or posted to a pharmacy. If it is to be given later, instructions should be given as to who may do this.

Practice Services & HHS specific information

Patients, temporary staff, and visitors should not be left alone with Blue FP10s or allowed into secure areas where forms are stored.

The forms must be removed from the printer and secured to the secure location at the end of a clinic as these forms are acceptable in handwritten form. Patients must never be left unaccompanied by staff in areas where printers contain FP10 SS forms.

If it is necessary to post a completed Blue FP10 to the patient or to a community pharmacy, then this must be recorded in the patient's electronic record including the serial number of the form.

Under no circumstances should prescription forms be pre-signed before use.

Emergency and Out of Hours Supplies of CDs

Under no circumstances may an emergency supply of a Schedule 2 or 3 CD be made to a patient without a valid prescription.

A basic stock of palliative care drugs that might be needed urgently in the IUC setting is available in the Treatment Centres. There are several pharmacies participating in a Palliative Care Local Enhanced Service open for extended hours, where a range of palliative care

Medicines Management Policy

medicines is kept in stock in sufficient quantities. There is an up-to-date list of participating pharmacies available on Remedy, and via the clinical toolkit.

When supplying CDs to a patient representative or community healthcare professional, steps to confirm their identity must be taken before providing the CD.

Issuing a small amount of medication at base

In exceptional circumstances it may be necessary to prescribe and administer a small number / amount of medicine as a stat dose to a patient from a pre-labelled package.

Stat doses must not be taken away from the base by the patient.

The exact amount administered needs to be prescribed on the patient notes and the Drug Issued from Stock form. The remaining medication **MUST** be carefully and precisely documented in the CD Register with the case number and the amount of medication remaining.

Methadone Prescribing in IUC

BrisDoc does not issue prescriptions for methadone and Subutex unless by exception when the criteria set out in the position statement below are fully met.

Position Statement

Substitute prescribing for patients with substance misuse e.g., Methadone and Buprenorphine (Subutex) is offered by General Practice and the Drugs Services, often under shared care arrangements. This can lead to an expectation that the IUC Service will similarly offer this service. However, there are increased risks in issuing such prescriptions via IUC when the patient is not known to IUC, and such prescribing could be subject to potential abuse. As such the IUC Service will only prescribe if it can be confirmed with the patient's normal pharmacy (i.e., they are still open) that there has been a problem originating from the patient's own GP or the pharmacy which means that medications that have been prescribed by the patient's own GP cannot be safely dispensed. As such the request should preferably come directly from the pharmacy (via the Professional Line) rather than via NHS 111.

A situation in which a patient has, for whatever reason, missed their pick-up will not be managed by IUC.

If a prescription is requested for any other reason the IUC Service will not prescribe and has no responsibility to do so. Patients should be referred to dedicated substance misuse services that are provided to respond to such circumstances. Specifically, IUC will not initiate such medicines.

Any patients requesting a methadone/buprenorphine prescription who are transferred to IUC via NHS 111 should be consulted by the Clinical Coordinator for advice and management, or the IUC pharmacist (if available).

If a prescription is issued, then this should be sent electronically to a pharmacy and ideally prescribed as a daily supervised dose. The pharmacy should be contacted directly before sending a prescription to ensure they have appropriate stock and are willing to issue the Methadone/Buprenorphine with a new prescription.

Medicines Management Policy

Destruction of Controlled Drugs

It should be noted that IUC must not accept waste medicines, including CDs.

In accordance with legal requirements, all obsolete Schedule 2 CDs must only be destroyed in the presence of an authorised witnesses.

There are two pathways to destroy Schedule 2 controlled drugs.

The first pathway is for a named clinician on the Home Office Authorised Witness list to lead the destruction of drugs with a witness following process outlined.

The second pathway is for a lead clinician to arrange for the appropriate, safe destruction of any CDs held at any of the Treatment Centres. The lead clinician will contact the controlled drugs team at NHS England and NHS improvement (Southwest) to arrange destruction of CD. The application will be reviewed by the NHS England CD Southwest team and a designated person (the lead clinician) will be allocated for the purposes of witnessing the destruction of the controlled drugs. The second person stated on the authorisation form will destroy the controlled drugs in the presence of the witness specified.

The authorisation timeframe will be a short window and limited to the premises to which the application is related.

For further information or clarification, email: southwestcontroledddrugs@nhs.net

The website www.cdreporting.co.uk has all the resources required on-line.

All the CDs held at any of the IUC Treatment Centres will be disposed of in accordance with NHS England CD guidelines – this includes expired drugs and accidental breakages and spillages.

Each Treatment Centre where control drugs are stored and therefore destroyed requires a T28. This is a Waste exemption certificate that allows bases to denature controlled drugs and complies with the Misuse of Drugs Regulations 2001.

[T28 waste exemption: sort and denature controlled drugs for disposal - GOV.UK \(www.gov.uk\)](http://www.gov.uk)

Details of the stock CD that is being destroyed must be documented and accounted for in the base CD register.

All CDs requiring destruction need to be destroyed so that the active ingredient is irretrievable. IUC will use commercially available CD denaturing kits to denature Controlled Drugs. There are 100mls kits available at base and larger kits available from Facilities if required to denature a larger batch.

Please see **SOP - Destroying and Recording Controlled Drugs in IUC**

Once the CDs have been destroyed, the resultant mixture should be added to the general pharmaceutical waste in a clinical waste bin, or equivalent. Good practice, to ensure the active ingredients are denatured would be to keep the container in the Drugs cupboard until fully deactivated in 24 hours. This is the responsibility of the Lead clinician and Facilities.

Medicines Management Policy

Expired stock of controlled drugs

Expired CD stock should be stored in the CD cupboard until destruction and placed in the 'Expired / broken CD' plastic sealed box to prevent it from being issued in error

This will be registered in the CD Register as expired and form part of the daily CD Register count.

Schedule 2 only

The lead clinician will report expired drugs on the NHS England CD website.

[Home \(cdreporting.co.uk\)](http://cdreporting.co.uk)



2. NHS England CD
Destruction Request

Accidental breakages/Spillages of controlled drugs

Complete a learning event for the accidental breakages. The Learning event should specify the medication details broken, details of the incident and details of all individuals witnessed the incident or affected by the incident as well as the date and time.

If the vial is intact and has active medication present inside the vial, carefully put the vial in the sealed plastic box in the safe marked 'Broken / expired CD'.

If the active ingredient and the vial is irretrievably broken, use absorbent material (Cat litter) to mop up the active ingredient using PPE provided and dispose of in a sharps bin. Carefully, put the fragments of glass in a sharps bin and dispose of gloves in a sharps bin if necessary. There will be a box of cat litter in each base for denaturing and mopping up spills for this purpose.

This will be registered in the CD Register as expired and form part of the daily CD Register count.

A Lead Clinician or Governance will complete a Controlled Drug Incident for the NHS England CD website

[Home \(cdreporting.co.uk\)](http://cdreporting.co.uk)

The broken vials will be denatured as described above.

Please see SOP Breakages of Controlled Drug Vials

Disposal of Waste / unused

Any medicine left over in a vial after administration is considered waste. Medicine is also considered waste if it has been prepared for administration but not actually used.

Please follow the destruction of CDs above. Disposal of waste does not need to be formally reported. Denaturing kits should be used.

Medicines Management Policy

Significant Incidents Involving CDs

Significant incidents include:

- any incident where a patient is harmed, or the potential for harm or a 'near miss' has occurred.
- Patient or carer complaints involving the prescribing of CDs, including complaints of a failure to prescribe appropriate doses and/or appropriate medicines
- Concerns expressed by colleagues, police, drugs misuse services or others about unusual, excessive, or inappropriate prescribing of CDs
- discrepancies at the time of stock checks and transfer of CDs

Any significant incident involving CDs must be reported and managed in accordance with BrisDoc's Learning Event Management Policy and reported to the through the NHS England CD website.

All CD's that are unaccounted for thefts and losses must be reported to the Home Office, through on-line forms below, and the Police within 48 hours. It may be necessary to report to the CQC and ICB following CD Accountable Officer advice.

Controlled drugs and precursor chemicals: thefts or losses - GOV.UK (www.gov.uk)

The Commissioner will monitor incidents involving CDs in conjunction with the NHS England Accountable Officer.

The Head of Nursing or Lead Pharmacist will attend the CD Local Information Network (LIN) meeting to share information and intelligence about the misuse and safe use of controlled drugs.

Dealing with CD Discrepancies

If a discrepancy is found during a routine stock check and the source **CAN** be identified, the clinician checking the stock should record the outcome and make any corrections to the CD register with a signed and dated entry in the margin or, at the bottom of the relevant page.

If the source of the discrepancy **CANNOT** be identified during the stock check, then the clinician checking the stock should immediately submit a learning event and inform the Shift Manager. The Shift Manager, in conjunction with the senior clinician on duty will then co-ordinate a formal internal investigation and advise the NHS England CD Accountable Officer. This will include completion of an external learning event. It may be necessary to contact the Police, CQC and Brisdoc Insurers. Consideration should be given to wider communications and senior leads meeting should be convened to disseminate learning.

The clinician should record the discrepancy on a Learning Event Form. This will include:

- date and time of discovery of discrepancy
- drug, form, and strength
- the nature of discrepancy
- the names of the members of staff who discovered the discrepancy.
- any other relevant information

Medicines Management Policy

This discrepancy will then be investigated at the earliest opportunity by:

- examining current stock in CD cupboard
- examining current and previous entries in CD register
- checking the calculation of the running balance
- any other relevant investigation
- review of available CCTV
- all details of the discrepancy MUST be reported to the NHSE CD Accountable Officer within 24 hours of its discovery*
- An incident panel will be established to investigate if considered necessary

*Reporting will be completed at the earliest opportunity as the medicines lead may not be available during the OOH period.

Monitoring CD Use

This will be undertaken through monitoring ordering trends and from Prescription Prescribing Authority (PPA) information provided by the ICB Head of Pharmacy. The Head of Nursing and AHPs will maintain appropriate links with the NHSE CD Accountable Officer and Local Intelligence Networks.

It is also an annual requirement that the Home Office CD division is sent an annual drug return to confirm that we have not supplied to CD's to any other organisations. There is no requirement for detail of end-to-end use but a confirmation email stating of "Nil return". The email address for this is annualdrugreturns@homeoffice.gov.uk.

CD auditing

This will be a regular, monthly task undertaken by a clinical practitioner and a facilities team member. The number of CDs within each base will be recorded alongside the medication expiry date. Out-of-date medication will be denatured as per the policy, and if usage is low, an order will be placed as per the policy.

Closing a CD Register

In the rare event of closing a Treatment Centre, the principle is that the CD Register is accountable for CDs in that base only. The CD Register does not follow the CD drugs. When the CDs are moved, the CD Register records the drugs remaining in the base. In the event of a closure of a base – there will be 'zero balance' recorded as the drugs will be removed from the base. The CD Register is then 'closed' and stored accordingly. No further entries are recorded, and the CDs that are removed are recorded in a new or existing CD register in another base.

Medicines Management Policy

Medicines and Stores Management

This section details processes for monitoring, storage and return of all medicines

Vaccine Storage

Vaccines generally require cold storage and therefore the principles of temperature management described in this policy must be applied.

Vaccine Stability

A vaccine stock take and order are done weekly. Expiry dates are checked during this stock check and stock rotated with the shortest expiry date used first.

On receipt of vaccines and before signing for the order reception staff need to check the delivery is for the right health centre and that the box/container is not damaged. If the box is not addressed for CKMP or is damaged, then that member of staff must not sign or accept it. The lead nurse must be alerted in this instance.

Once the vaccines have been signed over the box must be placed in the fridge and one of the nurses who manage vaccines contacted as the vaccines will need to be checked against the order form.

Disposal of Expired/Wasted Vaccines

Vaccines due to expire must be logged on the stock and wastage spreadsheets.

All vaccines must be disposed of using the yellow lidded sharps box (or purple lidded for live vaccines).

Any vaccines expired or wasted from Immform stock must be logged on Immform as well.

Sources of Information:

Temperature Management

Please refer to Specialist Pharmacy Service (SPS) guidance on temperature management for medicines.

[Guidance – SPS - Specialist Pharmacy Service – The first stop for professional medicines advice](#)

All fridges are checked daily to ensure in good working condition. Fridge temperature, minimum and maximum, are recorded twice daily using the integral fridge thermometer. During the check the thermometer should be reset. Where daily checks are not possible, for example over a weekend, checks must be performed as regularly as practicable during service operating hours.

This information will be uploaded to TeamNet.

The last nurse to leave the building each evening will check that all fridge doors are closed and fridges are in the target range.

There are vaccine fridges in which the fridge thermometer monitors both the air and the “load” temperatures*. These types of refrigerators usually have the thermometer probe placed within a sealed glycol bottle, which mimics the vaccine liquid. (Load temperature measures more

Medicines Management Policy

accurately vaccine temperature and is less prone to air temperature variations. Air temperature changes much more rapidly than product or load temperature).

Refrigerators that measure “Load” temperature are therefore preferred.

All vaccines / immunisations should be checked for good condition and continuity of the cold chain prior to being placed in the fridge.

Cold Chain Failure

Where the fridge temperature increases to >8 degrees centigrade or drops below 2 degrees centigrade consult the procedure below.

Fridge outside of temperature range

1. If fridge outside of temp range for <20mins and reason known then reset fridge temp only.
2. If unknown how long outside of temperature range, quarantine vaccines (clearly label not for use and put in alternate fridge that is in recommended temperature range)
3. Download data logger to determine how long out of range. If <20minutes, reset fridge temperatures and data loggers and record on fridge temperature log on teamnet. Return vaccines to fridge. No further action needed.(Y:\Policies & Procedures\SOPs – SOP 62 recording data logger)
4. If temp is out of range for more than 20 minutes but due to stock check or restock, follow step 5. If unknown why the temperature out of range, follow step 6 and 7.
5. If temp is out of range for more than 20 minutes but it was during a fridge stock check or restock, then note min/max and current temps after 1hr of finishing stock check, reset temps and log on team net. Download data logger results and note that any temperature excursion was due to fridge stock check. A temperature excursion in these circumstances can be excepted and does not need to be logged as a vaccine fridge temperature breach and an incident form does not need to be completed. Attach the following document from PHE to the temperatures logged on teamnet.
<Y:\Equipment\Equipment calibration - checks\Fridge Temp Records\Data logger results\Fridge temp excursion exceptions.docx>
6. In cases where the fridge was out of temperature range for more than 20mins contact the Immunisation and Clinical Advice Response Service(iCARS) for advice, email query to england.swicars@nhs.net. Monday to Friday (9-5). Outside these hours you can contact the health protection team on 03003038162 and press option 1. **Please note this is only for section 7A vaccines, any advice regarding adult hep b or travel vaccinations will need to go directly to manufacturer.**

Please do not contact the manufacturer until the above has been done. Support from the iCARS team will then be available at investigating and assessing the risk so a full and accurate picture can be obtained before involving the manufacturers.

The Immunisation and Clinical Advice & Response Service(iCARS) will contact the Immform vaccines manufacturers, all the other vaccines (travel vaccines etc not from Immform), CKMP will need to contact the manufacturers for advice if the vaccines can still be used on or off label.

Medicines Management Policy

7. Complete an incident form on Teamnet, the Immunisation and clinical Advice & Response Service team will send you a form to complete and return, you only need to inform Immform if any of their vaccines need to be destroyed.
8. Complete a spreadsheet with the names of the vaccines involved in the excursion on the Y:\Health & Safety\Infection control\Fridges & vaccines in the fridge/vaccine folder along with a copy of team net incident form.
9. Label each vaccine involved with the date and time of the excursion if they can still be used.

Power failure

1. Quarantine vaccines (clearly label not for use and put in alternate fridge that is in recommended temperature range).
2. Place probe of external thermometer in vaccine box in middle of vaccine fridge and monitor fridge temps every 10 minutes. Otherwise, keep fridge shut.
3. If temp is out of range for more than 20 minutes follow step 6,7,8,9 above.
4. Contact the Immunisation Clinical Advice & Response Service team for advice, email query to england.swicars@nhs.net, Monday to Friday (9-5). Outside these hours you can contact the health protection team on 03003038162 and press option 1.

<Y:\Health & Safety\Infection control\Fridges & vaccines\imm-queries.pdf>

Please do not contact the manufacturer until the above has been done. Support will then be available at investigating and assessing the risk so a full and accurate picture can be obtained before involving the manufacturers, please document the event and give to nurse manager.

5. Unless advised otherwise by PHE, remove the vaccines from the fridge and place in vaccine cool boxes with ice packs (wrapped in bubble wrap or cloth). Place an external thermometer probe in a vaccine box and record the temperatures every 10 mins to ensure stays at recommended 2-8 deg centigrade.
6. In cases where the fridge was out of temperature range for more than 20mins, follow 6,7,8,9 in cold chain failure.

Contact Information

Glaxo-Smith-Kline (GSK) 0800 221 441

customercontactuk@gsk.com

www.gsk.com/uk

Sanofi 0800 0352525

uk-medicalinformation@sanofi.com

www.spmsd.co.uk

Novartis 01276 698370

Medinfo.uk@novartic.com

www.novartic.co.uk

Medicines Management Policy

Pfizer	01304 616161 vaccines@pfizer.com www.pfizermedicalinformation.co.uk
Merck	0208 1548000 medicalinformationuk@msd.com www.msd-uk.com
Crucell	0844 8003908 medinfo@its.jnj.com www.crucell.co.uk
Astra-Zeneca	0800 783 0033 www.astrazeneca.com

Temperature Excursions

1. If the alarms go off, action must be taken to try to ensure that the room or fridge remains within the desired range – open / close windows, install portable fan / heater to cool / heat the room, close fridge door, or contact engineer to service fridge
2. Once these measures have been taken, ensure that the temperature record has been recorded, then reset the thermometer to silence the alarm
3. If the temperature has varied outside of the required range, inform the lead clinician on duty. They will need to know the temperature reached; an estimate of how long the temperature has been out of range and the details of any medication stored there
4. Log a learning event in accordance with the learning event policy and fill in the excursion checklist (See **Appendix – Temperature Excursion Checklist**).

Broad Guidance

- If fridge outside of temp range for <20mins and reason known, then reset fridge temp only. No further action needed.
- If unknown how long outside of temperature range, quarantine vaccines (clearly label not for use and put in alternate fridge that is in recommended temperature range)
- If temp is out of range for more than 20 minutes but it was during a restock, then note min/max and current temps after 1hr of finishing stock check, reset temps and log on the recording chart the reason for the excursion.
- In cases where the fridge was out of temperature range for more than 20mins contact the Screening and Immunisations team for advice, email query to england.swscreeningandimms@nhs.net or call 01138 249540 Monday to Friday (9-5). Outside these hours you can contact the health protection team on 03003038162 and press option 1.
- Do not contact the manufacturer until the above has been done. Support from the Screening and Imms team will then be available to investigate and assess the risk. The Screening and Imms team will contact the vaccines manufacturers. For vaccines not from Immform (travel vaccines etc), the practice will need to contact the manufacturers for advice if the vaccines can still be used on or off label.

Medicines Management Policy

Fridge Data Logger

Each vaccine fridge has a data logger, measuring the temperature in fridge every 10 minutes. The information from the Data logger will be downloaded weekly and uploaded to TeamNet.

If it is noted that a fridge has gone outside of the 2-8°C recommended temperature range, the data logger information should be downloaded immediately and uploaded to TeamNet.

Should TeamNet fail, see the appendices for a manual Temperature Record Log.

Please consult the instructions for use for the specific data logger in use or refer to the appendix.

Palliative Care Patients

IUC recognises the importance of Clinicians being good partners in supporting patients to follow their end-of-life wishes. Where these exist IUC will respect those wishes and the treatment plan agreed with the patient's usual clinicians.

To this end IUC clinicians will support the prescribing, administration, and supply of end-of-life care medicines in accordance with the BNSSG anticipatory prescribing guidelines and the use of "Just in Case" boxes and medicines.

Palliative Care advice, guidelines and documentation is included in the Palliative Care Pack in each car and with the Clinical Coordinator and on the clinical toolkit.

Packing Down

Medicines

Part packs of medicines MUST NOT be supplied to a patient from stock.

If there are concerns about giving a patient a full pack e.g., opiate-based analgesia, a prescription must be issued. If prompt pain control is required when there is no pharmacy open analgesia may be administered as a stat dose at the treatment centre or during the home visit. The patient must source their ongoing analgesia when a pharmacy next opens.

Diazepam

IUC recognises that there will be rare occasions when diazepam must be supplied to a patient. To respect individual patient management plans the patient's own GP may have in place, and to reduce the risk of dependency, IUC clinicians will supply a maximum of 14 x 2mg tablets of diazepam on one occasion only.

Oxygen

Oxygen is supplied by BOC Medical. HX cylinders hold 2,300 litres of oxygen and CD cylinders hold 460 litres.

HX Cylinders should be re-ordered when the dial indicates a quarter full to ensure that a replacement is in place when needed.

Medicines Management Policy

CD Cylinders will be returned to base as soon as the dial shows empty (each vehicle carries 2 cylinders, and the empty cylinder will be replaced from stock).

Safe Storage of Oxygen

Oxygen cylinders are stored in a locked storage room. The room has hazard warnings on the door. The cylinders are stored in trolleys whilst in use and in an appropriate static and fixed unit when not in use.

Supply

To supply a patient at home with Oxygen, please refer to the clinical toolkit.

Re-ordering Arrangements

Cylinders can be ordered by contacting BOC on 0800 111 333 and ordered using the account name of Broadmead Medical Centre, Homeless Health Service, or Charlotte Keel Medical Practice. In IUC, cylinders can be ordered by contacting the Shift Manager who will highlight on the shift report and will liaise with the Facilities Manager to replace stock.

Delivery can take 24-48 hours.

Safety

All locations where oxygen is stored must have gas cylinder signs displayed. Cylinders must be in a safe and secure environment.

Oxygen cylinders must be included in COSHH and fire risk assessments.

All spare and in-use cylinders should be adequately restrained on a trolley or suitable racking and should not be left free standing. If necessary additional trolleys/racking can be purchased from BOC.

Where more than one cylinder is available, they should be clearly identified with appropriate labels: FULL, IN-USE or EMPTY. Staff should ensure cylinders are used in strict rotation, so that cylinders on trolleys and with the earliest filling date are used first.

All medical gas cylinders must be kept clean, dry, and stored away from any sources of heat or ignition. Cylinders should be handled with care, never knocked violently, or allowed to fall over. Never roll cylinders along the ground. Additional cylinders or empty cylinders should be restrained to a wall by a safety chain or on an oxygen trolley/racking when not in use.

When using medical gas cylinders, it is important that no part of the cylinder valve or equipment is either lubricated or contaminated with oil or grease. Special care is also needed with the use of oil or petroleum-based hand creams as these could provide sufficient contamination to the medical cylinder valve surface when handling the cylinder to cause an ignition when the valve is turned on.

The application of paraffin-based skin products to patients e.g., diprobase ointment, emulsifying ointment, white soft paraffin causes an additional fire hazard when administering oxygen to them.

Medicines Management Policy

On no account must staff transport oxygen in their own motor vehicles.

Storage

Broadmead Medical Centre

Cylinders are stored in room 1 downstairs and the store room upstairs. Each room has a fire door for safety. Cylinders should be transported to the Boots basement using the transportation trolleys or a Boots cage. Empty cylinders should be taken to the basement for collection as soon as they are empty.

Homeless Health Service

An HX oxygen cylinder is kept in the nurses' clinic room and the grab bag, kept in the same room, includes a CD cylinder. Empty cylinders are kept in the administration office until they are collected.

Charlotte Keel Medical Practice

HX cylinder of oxygen is kept in treatment room one on a portable oxygen trolley, two spare HX cylinders are kept in the treatment room sluice. A CD oxygen cylinder is kept in a green bag for emergencies next to the resuscitation kit in the central area of the treatment room. A spare CD cylinder is kept next to the resuscitation bag.

Integrated Urgent Care

Treatment Centre Storage Locations

Marksbury -

- Multiple CD cylinders are kept in the ground floor cupboard. 1 x HX cylinder kept in the clean utility in the treatment room area. Brisdoc share Marksbury Roads oxygen; Marksbury is responsible for replacing when empty. This base holds a larger amount of stock as this is the main exchange base.
- 1 x CD cylinder is kept in the resus bag.
- Car stock - 2 x CD cylinders are kept in separate oxygen bags.

Christchurch -

- 2 x HX cylinders are kept in the storage area.
- 1 x CD cylinder is kept in the driver's storage cupboard.
- 1 x CD cylinder is kept in the resus bag.
- Car stock - 2 x CD cylinders are kept in separate oxygen bags.

168 Medical Centre -

- 1 x HX cylinder is kept in the consulting room.
- 1 x HX cylinder is kept in the drivers store cupboard.

Medicines Management Policy

- 1 x CD cylinder is kept in the drivers store cupboard.
- 1 x CD cylinder is kept in the resus bag.
- Car stock - 2 x CD cylinders are kept in separate oxygen bags.

Clevedon -

- 1 x HX cylinder is kept in the consulting room
- 1 x CD cylinder is kept in the resus bag.

Greenway -

- 1 X HX cylinder kept in room 12 - Brisdoc share Greenways oxygen, Greenway are responsible for replacing when empty.
- 1 x CD cylinder kept in the storage cupboard
- 1 x CD cylinder kept in the resus bag

Osprey -

- 1 x CD cylinder kept in the resus bag
- Car stock - 2 x CD cylinders are kept in separate oxygen bags.
- Van stock - 1 x CD cylinder is kept in an oxygen bag.

Oxygen Administration

Oxygen is a medical gas which is a licensed medicine and as such is subject to the Medicines Act and must be treated in the same way as any other medicine.

The National Patient Safety Agency (2009) reports the potential for serious harm if oxygen is not administered or handled properly. The main safety concerns relate to underuse and overuse of oxygen:

- Underuse of oxygen is extremely dangerous as it exposes critically ill patients to the risk of hypoxic organ damage.
- Overuse of oxygen can also be harmful, especially for patients with chronic obstructive pulmonary disease (COPD).

The concentration of oxygen required depends on the condition being treated. The administration of an inappropriate concentration of oxygen constitutes a drug error which must be reported in accordance with the Learning Event Management Policy.

Current prescribing guidelines on oxygen therapy can be accessed via the current edition of the British National Formulary. The administration of oxygen must be recorded in the case record.

Medicines Management Policy

Oxygen is only used as an emergency medicine and should only be administered by a clinical member of staff.

Face Masks

Simple oxygen face masks are supplied for single patient use. The oxygen mask is placed over the patient's nose and mouth with the elastic strap over the ears and to the back of the head. Adjust the length of the strap to ensure the mask fits securely.

Monitoring

Pulse Oximeters should be available on each resuscitation trolley and every vehicle. The oxygen saturation levels of all patients receiving oxygen should be checked and documented in the case record.

Audit

Oxygen cylinders are checked daily by a nominated individual to ensure there is sufficient supply. These logs will be checked regularly to ensure that the process is being carried out routinely before the logs are filed. Compliance audits are undertaken.

Oxygen cylinders will be included in the audit of resuscitation equipment.

In The Event of Fire

- Operate the fire drill
- Notify the fire services, warning them of the presence of medical gas cylinders
- Evacuate the immediate area
- Once the immediate actions have been taken – and provided it is safe to do so:
- Move the cylinders - close the cylinder valve to stop flow of product and move away from source of heat.

Unless staff are trained in the use of either fire extinguishers or fire hoses do not attempt to fight a fire in which cylinders are directly involved.

After The Fire

Cylinders which have been involved in a fire should be identified and segregated from all other cylinders. Under no circumstances should their contents be used. Immediately inform BOC Healthcare that the cylinders have been involved in a fire.

The cylinder(s) will be collected as quickly as possible and returned for examination.

Change Register

Date	Version	Author	Change Details
1 st January 2014	1.0	CLN	New Policy

Medicines Management Policy

14 th October 2016	2.0	CLN	Update CD schedules, inclusion of Pharmacists in BrisDoc skill mix, removal of reference to Senior Clinical Operations Lead, update role responsibilities, inclusion of practice prescription processes. Ensure CD standards comply with NG46. – routine policy review
6 th October 2016	2.1	CLN	General edits including rationalising section on managing cases of measles out of hours. Following review by Medical Director and ensure applicability to HHS.
1 st March 2019	2.2	FB	Reviewed prior to IUC Service commencement
26 th October 2020	2.3	CLN, FB	Update language and roles to IUC, change PGD development to IUC responsibility, remove prescription pad location at Charlton Form Hospice, removal of processes related to paracetamol and ibuprofen suspensions. Routine review.
1 st August 2022	2.4	RH, FB, TA, RC	Full policy review and update. Routine review.
17 th October 2022	2.5	Sabrina Flew	Minor correction to Clevedon equipment.
16 th December 2022	2.6	NR, RS	Updates to CD transportation, Medication issued from stock, destruction of schedule 2 drugs
19 th January 2023	2.7	RS, SF, NB	Updates to CD's in terms of destroying, managing and collecting CDs to ensure within NHS England procedure, Oramorph monitoring
25 th January 2023	2.8	RS	Update to CD destruction and CD process following compliance visits from Home Office
13 th February 2023	2.9	RS	Theft or loss reporting, code changes on all locks and CD licence management updates
3 rd April 2023	3.0	RL	SOP for applying for CD Licence
16 th May 2023	3.1	RL	Update to CD responsibilities
29 th November 2023	3.2	RS	Update on transportation of CDs following a LE
3 rd January 2023	3.4	NB	Update of medication pack down (diazepam)
3 rd January 2023	3.4	NB	Dispensing medication from stock update
3 rd January 2023	3.4	NB	Update on facilities responsibilities
11 th March 2024	3.4	NB	Update on t28 denaturing for schedule 3 and 4
11 th March 2024	3.4	NB	Update SOP Operational Management of CDs and ensuring consistency,

Medicines Management Policy

			Update on spoon and oral syringe sizes, Update on daily reconciliation of CDs Update on accidental breakages of vial stock of schedule 2 CDs, Update disposal of waste/schedule 2,3,4, Update SOP ordering and receiving CDs, Update on the process for daily check of CDs in the cars
1 st November 2024	3.5	Meds Management Group	Update on CD registers in cars, closing CD register, clarity recording CD register. Full internal review, ICB review, Update of Temperature section
3 rd January 2025	3.6	RS	Non prescriber SOP
21 st January 2025	3.7	RS	Escalation process for incorrectly Dispensing Medication
4 th July 2025	3.8	RS	Updated Adastra to Cleo
30 th July 2025	3.9	RS	Remove Lorezepam in IUC CD medicines Update Practice services – Charlotte keel SOPs: 1) Re-Authorisation Protocol of Repeat Prescriptions for Long-Term Conditions by Non-Prescribing Nurses and Pharmacist (v1.0) 2) Prescribing Process Guidance for Non- Prescribing Clinicians in General Practice (v1.2) 3) Recording Fridge Data Logger (v1.0) 4) Vaccine Storage (v1.1) Medication list for practice services and Emergency Medicine list
Nov 2025	3.10	RH	Include HHS specific stock lists for different settings all updated following reconciliation review
Dec 2025	3.11	RS	Update prescribing diagram to remove Adastra and update saved prescriptions for dispensing at base
Dec 2025	3.12	RS	Oxygen in IUC section updated
Jan 2026	3.13	RS	Medication toolkit update

Appendices – Stock Lists

Appendix – Emergency Drugs Bag

Medication	Dose	Number
Adrenaline acid tartrate 1:1000 Inj	500mcg	2 Amps
Aspirin Tablets - dispersible 300mg	300mg	8 Tablets
Atropine Sulphate 0.6mg/1ml	600mcg/1ml	2 Amps
Benzylpenicillin for injection	600mg	2 Vials
Ceftriaxone	1g	2 vials
Chlorphenamine	10mg/1ml	2 Amps
Cyclizine Lactate Injection	50mg/1ml	5 Amps
Dexamethasone	2mg/5ml	1 Bottle
Glucagon Hypokit	1mg	1 Injection
Glucogel 40% Original x 3	0.4	2 Tubes
GTN	400mcg	1 Spray
Hydrocortisone	100mg/1ml	2 Amps
Lidocaine HCL injection 1%	100mg/10ml	2 Amps
Naloxone	400mcg	2 Amps
Salbutamol	2.5mg	5 Amps
Sodium Chloride	0.9%	2 Amps

Medicines Management Policy

Appendix - Medication Stocked in IUC SevernSide

This policy contains the final list of medication in Practice Services, IUC Bases and cars. There may be some additional medication in IUC Bases and cars that will be run down and discontinued. Please refer to the Clinical Toolkit for a working list:

[Medication available at All IUC Bases / Treatment Centres – BrisDoc Clinical ToolKit](#)

[Medication held in each Home Visiting Car – BrisDoc Clinical ToolKit](#)

Treatment Bases

Please note that Greenway and Clevedon bases only stock emergency medicines and Enoxaparin, Apixaban, Paracetamol Infant suspension Sachets and Salbutamol inhalers.

Analgesic/Antipyretic	Formulation	Dosage
Codeine Phosphate	tablet	15mg
Ibuprofen Oral Suspension	liquid	100mg/5ml
Morphine Sulphate Solution	liquid	10mg/5ml
Paracetamol Infant suspension Sachets	liquid	120mg/5ml
Paracetamol Suppositories	suppository	240mg
Antibiotic / anti-viral	Formulation	Dosage
Amoxicillin Capsules	capsule	500mg
Amoxicillin Suspension 250mg	liquid	250mg/5ml
Cefalexin Capsules	tablet	250mg
Clarithromycin 250mg/5ml Oral Sus	liquid	250mg/5ml
Clarithromycin 500mg Tablets	tablet	500mg
Co-Amoxiclav	tablet	625 mg
Co-Amoxiclav suspension	liquid	250/62.5mg/5ml
Co-Amoxiclav suspension	liquid	125/31.25mg/5ml
Doxycycline Capsules	capsule	100 mg

Medicines Management Policy

Flucloxacillin Capsules	capsule	500 mg
Nitrofurantoin MR Capsules	capsule	100mg
Penicillin S/F Oral Solution BP	liquid	125 mg/5ml
Penicillin VK F/C Tablets	tablet	250 mg
Trimethoprim Tablets	tablet	200mg
Bronchodilator	Formulation	Dosage
Ipratropium Nebules 250mcg/1ml	Vial	250mcg/1ml
Salbutamol CFC Free Inhaler	inhaler	100 mcg
CNS	Formulation	Dosage
Diazepam 2mg Tablets	Tablet	2mg
Haloperidol Injection	Vial	5mg/ml
Diagnostic/Test Kit	Formulation	Dosage
Combur-7 Test	Test strip	
D-Dimer kit	Test kit	
On - Call - GK Dual Ketone Test Strips	Test strip	
On-Call Blood Glucose Test Strips	Test strip	
On-Call Glucose Control Solution	Control solution	2ml
On-Call Ketone Control Solution	Control solution	2ml
Pregnancy Test Kit	Test kit	
Inhalation Device/Spray	Formulation	Dosage
Volumatic (Adult)	device	8.0%
Volumatic (Paediatric)	device	
Gastrointestinal	Formulation	Dosage
Sodium Citrate Enema	suppository	5ml

Medicines Management Policy

Antiemetic	Formulation	Dosage
Hyoscine Butylbromide Injection	vial	20mg/1ml
Haloperidol	vial	5mg/1ml
Metoclopramide 10mg/2ml Injection	vial	10mg/2ml
Ondansetron 4mg Tablets	tablet	4mg
Ondansetron Injection	vial	4mg/2ml
Prochlorperazine Maleate Tablets	tablet	3mg
Palliative	Formulation	Dosage
Levomepromazine	Vial	25mg/1ml
Midazolam inj 10mg/2ml	Vial	10mg/2ml
morphine inj 10mg/ml	Vial	10mg/ml
Oxycodone inj 10mg/ml	Vial	10mg/ml
Cardiovascular	Formulation	Dosage
Apixaban	tablet	5mg
Enoxaparin Injection	pre-filled injection	100mg/ml
Phytomenadione	Vial	2mg/0.2ml
Steroid	Formulation	Dosage
Prednisolone E/C Tablets	Tablet	5 mg

Medicines Management Policy

Cars

Analgesic/Antipyretic	Formulation	Dosage
Codeine Phosphate	tablet	15mg
Lidocaine HCL injection 1%	vial	100mg/10ml
Morphine Sulphate Solution	liquid	10mg/5ml
Antibiotic / anti-viral	Formulation	Dosage
Amoxicillin Capsules	capsule	500mg
Amoxicillin Suspension 250mg	liquid	250mg/5ml
Cefalexin Capsules	tablet	250mg
Ceftriaxone	Powder for solution	1g
Clarithromycin 500mg Tablets	tablet	500mg
Co-Amoxiclav	tablet	625 mg
Doxycycline Capsules	capsule	100 mg
Flucloxacillin Capsules	capsule	500 mg
Nitrofurantoin MR Capsules	capsule	100mg
Penicillin VK F/C Tablets	tablet	250 mg
Trimethoprim Tablets	tablet	200mg
Bronchodilator	Formulation	Dosage
Ipratropium Nebules 250mcg/1ml	Vial	250mcg/1ml
Salbutamol CFC Free Inhaler	inhaler	100 mcg
CNS	Formulation	Dosage
Diazepam 2mg Tablets	Tablet	2mg
Haloperidol Injection	Vial	5mg/ml
Diagnostic/Test Kit	Formulation	Dosage
Combur-7 Test	Test strip	

Medicines Management Policy

On - Call - GK Dual Ketone Test Strips	Test strip	
On-Call Blood Glucose Test Strips	Test strip	
On-Call Glucose Control Solution	Control solution	2ml
On-Call Ketone Control Solution	Control solution	2ml
Inhalation Device/Spray	Formulation	Dosage
Volumatic (Adult)	device	8.0%
Volumatic (Paediatric)	device	
Gastrointestinal	Formulation	Dosage
Sodium Citrate Enema	Suppository	5ml
Antiemetic	Formulation	Dosage
Ondansetron 4mg Tablets	tablet	4mg
Prochlorperazine Maleate Tablets	tablet	3mg
Steroid	Formulation	Dosage
Prednisolone E/C Tablets	Tablet	5 mg

Medicines Management Policy

Appendix - Medication & Vaccines Stocked in BrisDoc Practices

Medication	CKMP / BMC	HHS
Ceftriaxone 500mg powder for injection		✓
Decapeptyl 11.25mg	✓	
Decapeptyl 22.25mg	✓	
Depo-Medrone with Lidocaine 40ml/1ml	✓	
Depo-Provera 150mg/1ml	✓	✓
Hydroxocobalamin 1mg/1ml	✓	✓
Inclisiran/Leqvio	✓	
Instillaquil - Instillagel 6ml	✓	✓
Ipratropium Bromide 250mcg/1ml or 500mcg/2ml	✓	✓
Kyleena Coil 19.5mg	✓	
Leuprorelin (Prostap)	✓	
Levonorgestrel 1.5mg tablet (emergency oral contraception)		✓
Lidocaine Hydrochloride 1 % - 20mg/2ml	✓	✓
Mirena coil 20ug	✓	✓
Nexplanon 68mg implant (contraception)		✓
Paracetamol - calpol s/f infant sachets 120mg/5ml sachets	✓	
Prednisolone (Tablet)	✓	✓
Prednisolone 5mg (Soluble)	✓	
Salbutamol Inhaler 100mg	✓	✓
Scandonest 3% - 2.2ml	✓	
Sodium chloride 0.9% 90mg/10ml	✓	✓
T Safe Coils	✓	
Thiamine 50mg/ml 5ml vials for injection		✓
Ullipristal acetate 30mg tablet (emergency oral contraception)		✓

Medicines Management Policy

Water for injection - 5ml	✓	✓
Zolidex	✓	

Vaccines	CKMP / BMC	HHS
Pneumococcal	✓	✓
Revaxis	✓	✓
Typhim VI	✓	
Avaxim	✓	✓
Havrix junior	✓	
Bexsero	✓	
Menitorix	✓	
Menveo / Nimenrix 0.5ml	✓	
Engerix B (Adult)	✓	✓
Engerix B (Paediatric)	✓	
Twinrix		✓

Private work – Held specifically for this provision
Kenalog 40mg/ml
Lignospan 2%

Note: to assist with the nature of provision at HHS. Additional stock listed below will be held at that location only:

- Ceftriaxone 1g powder for injection
- Nexplanon 68mg implant (contraception)
- Levonorgestrel 1.5mg tablet (emergency oral contraception)
- Ullipristal acetate 30mg tablet (emergency oral contraception)
- Thiamine 50mg/ml 5ml vials for injection

Appendices – Prescribing in IUC - SOPs

SOP – Using EPS to generate an Electronic Prescription - IUC

This is the standard way to generate a prescription - prescribe electronically using EPS (Electronic Prescribing Service)

Clinical

1. Prescribing

- EPS is available within Cleo
 - It may be necessary to choose the tick boxes such as 'Include Full Formulary' 'Include CD' 'Include High Risk' to get the necessary medication
- Options are to convert the EPS to a FP10 and choose option 'Print later' if medication is given at a base or you are arranging a base pick up for a patient
- Or prescribe via EPS – this will generate a prescription to your chosen pharmacy
 - You may need to choose to 24 hours if it is overnight or a weekend.
- The final screen gives the prescriber a 12 digit prescription code .
 - The code could be sent by message to a patient with the pharmacy location by text
- This generates a prescription to the selected pharmacy.

Operational

Medicines Management Policy

SOP – Writing a Prescription – IUC

It is best practice to prescribe electronically using EPS (Electronic Prescribing Service) but in the rare event it may be necessary to physically write an FP10

Clinical

1. Prescribing

Prescriptions are securely stored at base and need to be logged against the script number in the folder

The prescription must contain:

- Patient's full name, address, NHS number (if available), age (if appropriate), date of birth
- The name and form of drug (even if one form exists)
- The strength of preparation
- The frequency and number to be taken (dose)
- The total quantity of the preparation or the number of dose units to be supplied in words and figures
- A start date
- Signed by prescriber and dated
- Professional registration

Prescriptions are given to the patient.

Please cross any remaining space on script to reduce fraud

Record against Cleo



Operational

2. Prescription Log and Storage

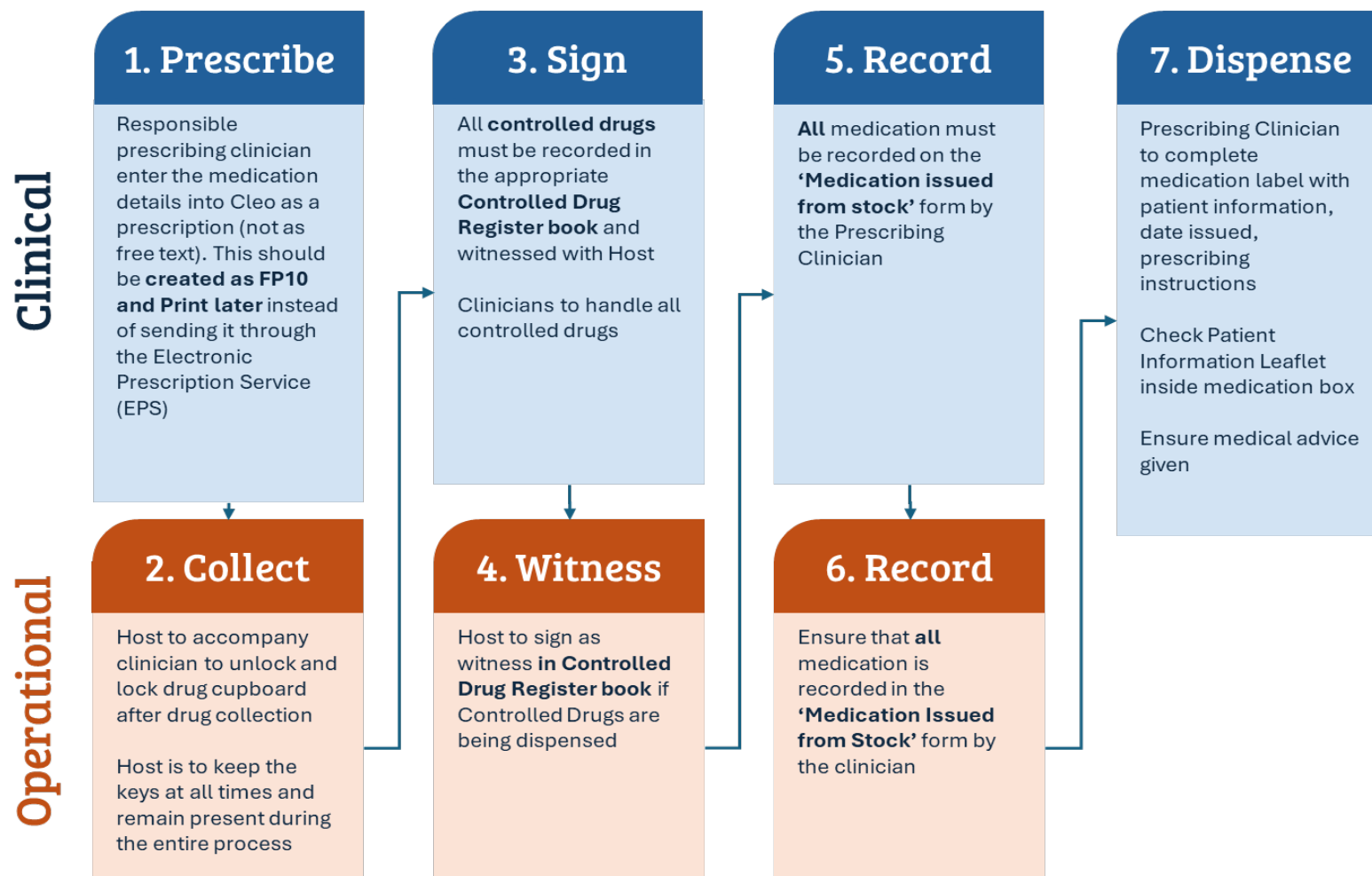
All prescription pads to be stored securely.

Ensure the prescription log is updated if a hand written prescription is issued including where any are voided/completed in error.

If a Prescription is missing a learning event must be completed

SOP - Prescribing and Dispensing Medication from IUC Treatment Centre Stock

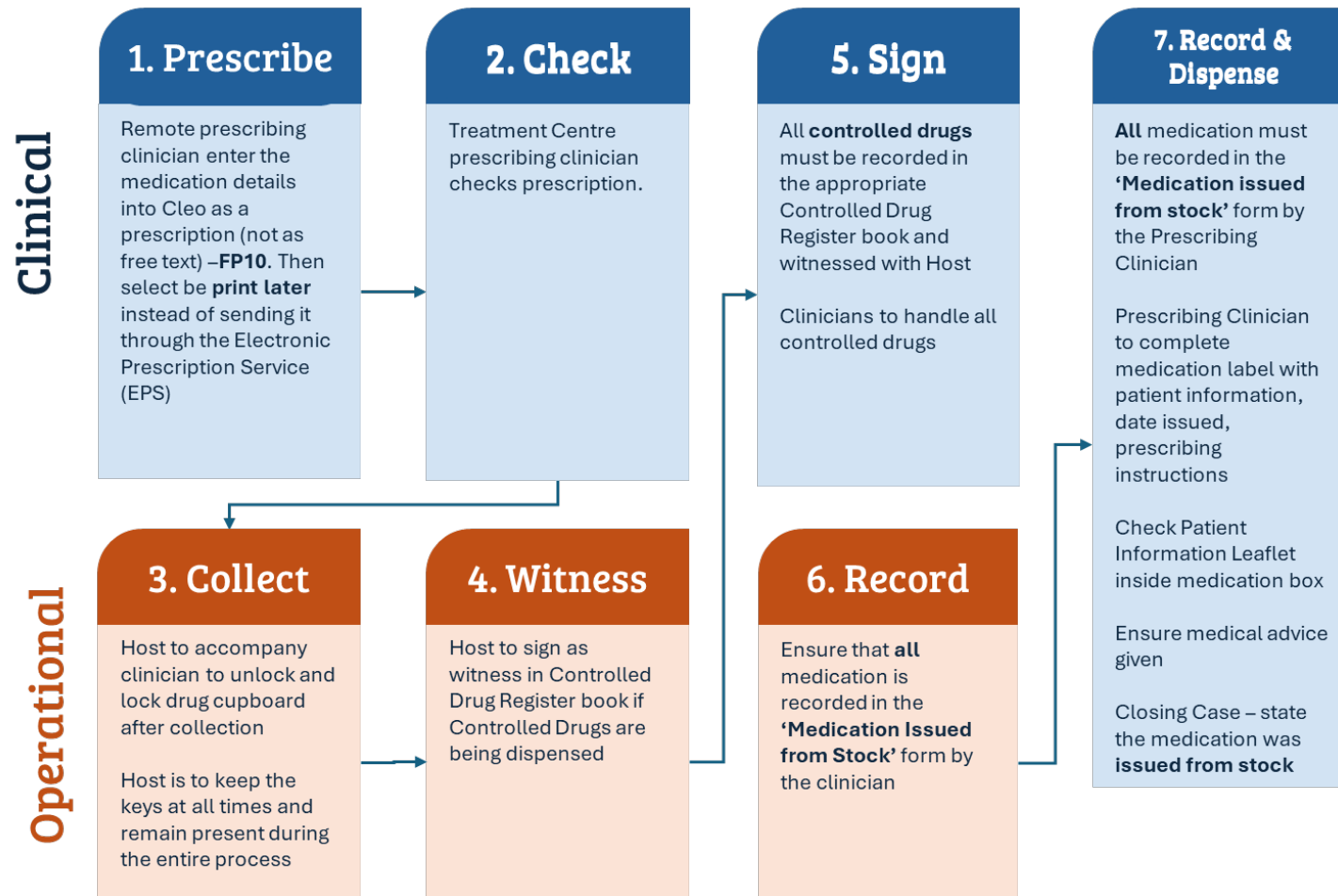
Medication should only be dispensed from stock in exceptional circumstances, if a chemist is closed and is needed for immediate treatment



Medicines Management Policy

SOP – Remotely Prescribing & Dispensing Medication in IUC Treatment Centre

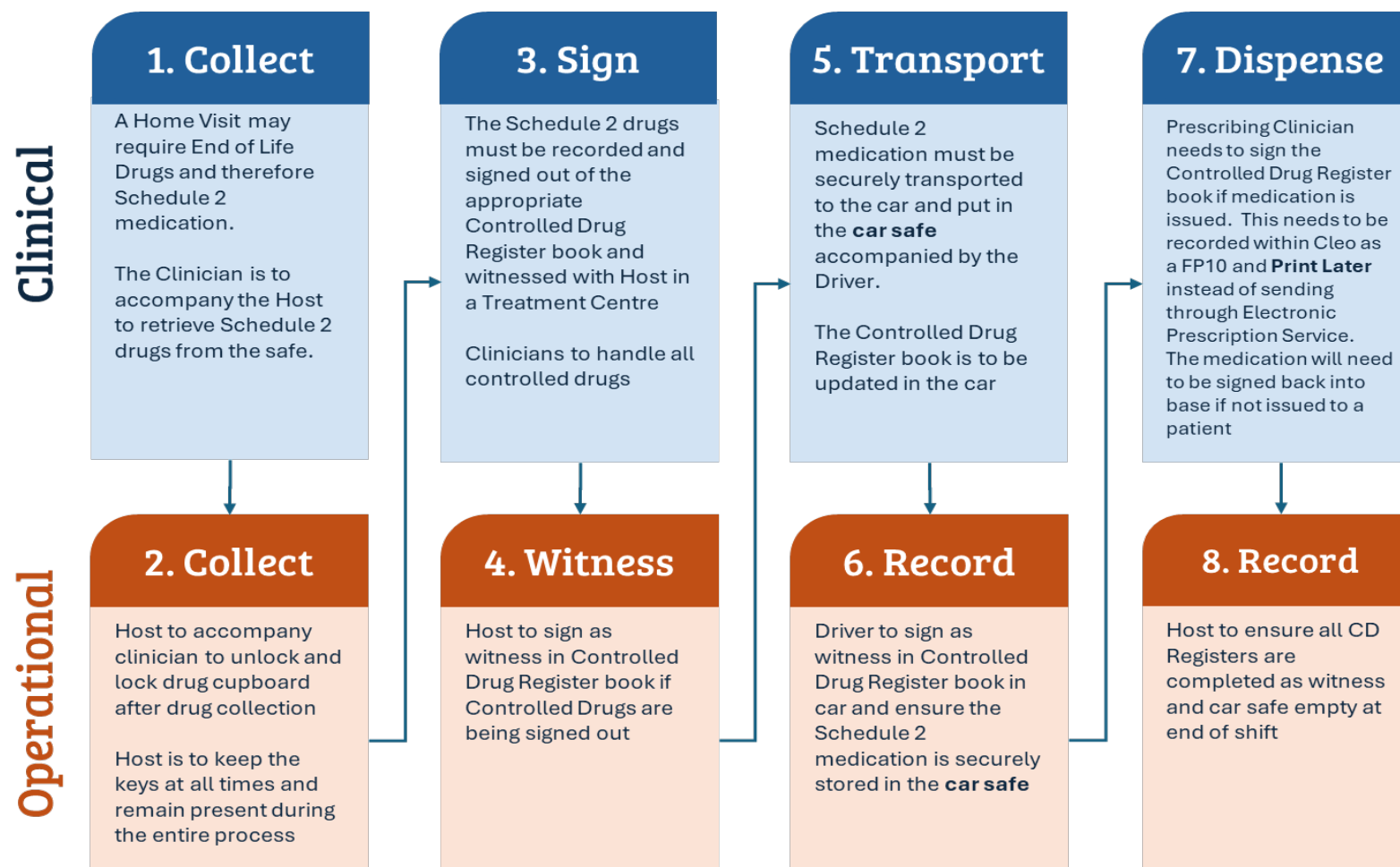
Medication should only be dispensed from stock in exceptional circumstances, if a chemist is closed and is needed for immediate treatment



SOP - Transporting and Dispensing Medication from the IUC Car

Medication should only be dispensed from stock in exceptional circumstances, if a chemist is closed and is needed for immediate treatment during a home visit

Note: On rare occasion Schedule 2 may need to be moved from Base to Base – this needs to be documented in all Base and car CD Register.



Medicines Management Policy

SOP – Prescribing & Dispensing Medication as a Non-Prescriber

There are four methods to consider depending on where you are working and the time of your shift.

Methods of prescribing / supplying

There are a four methods for non-prescribers to dispense / supply medication to patients:

- 1) Face to Face consultations in treatment centre where medication is to be administered at the time of the consultation
- 2) Remote consultation requiring a prescription / patient can pick up from Treatment Centre
- 3) Home visits requiring a prescription between 8am and 11pm
- 4) Home visits requiring a prescription between 11pm and 8am (overnight)

1

Face to Face at Treatment centre

Discuss your case with a **prescribing clinician** at the Treatment Centre. Complete the patient notes on Cleo. Follow the Clinician Cleo handbook to forward the case to a clinician.

Message prescribing clinician to ensure they are aware to pick the case from the allocated queue. The completed prescription can be added to the case.

Good practice as a non prescriber is to have a **second checker** when

2

Remote Consultation

Complete the patient notes. Follow the Clinician Cleo handbook to forward the case to a prescribing clinician or Clinical co-ordinator. If the prescription is urgent or the patient is waiting at the Pharmacy, **message** the CC to alert them of pending request to avoid a delay in completing the prescription.

A similar process can be used for

3 & 4

Home Visits

Option 3 : Discuss your case with Clinical Coordinator on 0117 345 9083. Complete the patient notes. **Follow the Clinician Cleo handbook to forward the case to a prescribing clinician or Clinical co-ordinator . Option 4 : Contact Shift Manager and identify a prescribing clinician. Follow process above. Write the clinician's name for prescription follow up.**

Appendices – Prescribing in Practice Services - SOPs

SOP – Pharmacy Team Repeat Prescribing in Practice Services

This can seem a daunting task, but there are a few basic principles, which will ensure safe prescribing.

Repeat prescriptions will come electronically through workflow.

Signing vs Reauthorisation

All drugs on repeat prescription will have several authorisations allowed by the prescriber, usually set at 3-6. This means that if a patient is receiving a medication every two months, the prescribing clerk can issue the prescription for signing six times, which will last a year. Once the set authorisations have finished, the prescribing clerk will need a reauthorisation from the prescriber before any further prescriptions are issued.

Do I need to check every prescription for straight signing?

It is important to scan the prescription for obvious issues (e.g. – benzodiazepines on repeat prescription or incorrect drug dosages). The workflow of repeat prescriptions makes this task much easier.

Shared Care Protocol and Traffic Light Status (TLS)

The traffic light status within the BNSSG formulary, tells us the circumstances in which we are allowed to prescribe a drug.

<https://remedy.bnssgccg.nhs.uk/>

- **Red** drugs can ONLY be initiated and maintained by specialists and there is no involvement with either GP prescribing or monitoring.
- **Amber** drugs are initiated by specialists who will ensure dose stability before handing over to the GP for ongoing maintenance of a drug. This handover must be accompanied by a **shared care protocol**.
- **Green** drugs can be initiated and maintained in general practice. Care should be taken to use formulary items over non-formulary items.
- **Blue** drugs can be used in primary or secondary care but are considered second-line drugs.

Red Drugs

Medicines Management Policy

Although we should not be prescribing hospital only red drugs in primary care, it is important to document them in the medication screen to highlight potential drug interactions. This can be done as follows:

- Add the drug as a repeat medication with a re-authorisation of only 1/1
- In the dosage instructions, free text “Red drug, hospital only to dispense”
- Issue a quantity of only 0
- Proceed as if to issue the medication but use the change all drop down box to convert to hospital print.

The screenshot displays the NHS Medicines Management System interface. On the left, a medication entry for 'MOUSE, Mick (Mr)' is shown with the drug 'Alert - Tacrolimus 1mg modified-release capsules' and a dosage of 'HOSPITAL DRUG DO NOT DISPENSE'. The right side shows a patient entry for 'TESTY, Testy (Mr)' with a warning 'Last regime review has expired' and a note 'To Be Signed By: NABI, Shaba (Dr)'. A red box highlights the 'Change All' button in the top right of the interface.

Amber drugs

Many of the amber drugs need ongoing monitoring as part of the shared care protocol.

Examples would be methotrexate, sulfasalazine, and azathioprine. Although warfarin is green in the traffic light status, this is also treated as an amber drug because of its requirement for frequent monitoring.

Any medication requiring ongoing monitoring will have an active problem code of “Near Patient Testing – enhanced services admin” and will have the frequency and type of monitoring free texted next to it.

All these drugs will have a reauthorisation of only 1/1. This means that the prescribing clerk is unable to issue these prescriptions, and they are passed to a prescriber each time.

How do I re-authorise an amber drug?

It is essential to check the [shared care protocol](#) for each drug within the BNSSG formulary. This will inform you of the frequency of monitoring and actions to take if there are any abnormalities.

Medicines Management Policy

What if there has been no recent monitoring as per guideline?

Then you must issue only **two weeks** of the medication and communicate with the patient/pharmacy (see below).

Note: Please check ICE when looking for results.

Prescription issued but review required

This will be a more common scenario when no harm will come to a patient if a prescription is issued, but they are due a review or blood tests.

The easiest way of communicating that a review is due, is to text a patient as this message is stored in the consultation screen. The quantity may also need to be reduced (if it is a patient safety issue) as well as re-authorising only one issue. Please do not reduce quantities of medication for long term medication without first communicating with the nurse team.

If you are unable to text the patient, it is important to highlight the medication and edit it (which can be done in the medication and workflow screen). The quantity should be reduced to whatever is clinically appropriate, but be mindful of the availability of the next routine GP appointment (can be up to 3 weeks)

As well as reducing the quantity, and reauthorizing only one issue, you need to put a message in the pharmacy and patient information as follows:

TESTY, Testy (Mr) Born 12-Dec-1969 (46y) Gender Male NHS No. Unknown Usual GP SIMMONS, Philip (Dr)

Name: Amlodipine 5mg tablets

Dosage: One To Be Taken Each Day

Quantity: 28 tablet Duration: 28 Day(s)

Rx Types: Repeat Authorised Issues: 1

Authorising Clinician: NICHOLLS, Kate (Dr)

Private ☐ Personally-administered ☐

Optional Prescription Information

Pharmacy Info: Sept 2016 - due blood pressure review with nurse

Patient Info: Sept 2016 - due blood pressure review with nurse

Review Date: ☐ 22-Dec-2016

Days Before Next Issue: Min Max

You do not need to add the message to a consultation note because it will be visible in the medication screen, but it is important to delete the message once it has been actioned.

Prescription Refusal

Prescription refusal (as opposed to issuing smaller quantities and asking for review) should only happen if:

- You feel the medication is inappropriate
- You feel there may be safety issues if you prescribe
- (e.g. – multiple diuretics with no renal function for over 18 months, over-use of prescription drugs of dependence)

Medicines Management Policy

- Prescription refusal if no other medication being issued

If you are refusing all the medication requested, then text the patient via SMS text template (if they have not opted out). If they have opted out, you must generate a “prescription refusal” letter within EMIS. This can be found as an EMIS template within letters. It is important to write the name of the pharmacy above the patient’s name. This letter can be sent electronically to the patient’s pharmacy, either by the practice pharmacist or the prescribing clerks.

- Prescription refusal if other medications being issued

It may be that you are happy for some medications to go through but not others. The best way to do this is via SMS text which leaves a consultation note in EMIS. If the patient has opted out of SMS text, you need to use the following method:

First, it is important to write a consultation note about why you are not prescribing a certain medication because there will need to be an audit trail of this. This consultation note can be copied and pasted as a message to the patient and pharmacy. An example of this could be:

“Sept 2016 – iron not issued, need repeat blood test to see if still needed”

If you are in EPS workflow, you need to “reject” the individual medication not being issued:

EPS - Direct to Main Pharmacy Selcan Chemist (FYQ42) 103 ST MARKS ROAD, EASTON, BRISTOL, BS5 6HY

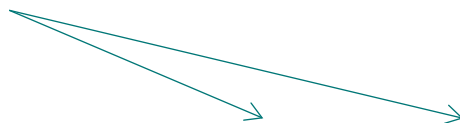
To Be Signed By: NABI, Shaba (Dr) Urgency: Routine ☐ Print Token

GluNEO testing strips (Neon Diagnostics Ltd) As Directed, 100 strip Issue 2 of 6 [Reject](#) ▾

Last Issue Date - 08-Sep-2016

Overused (184%) [Override Reason](#)

You then need to issue the medications which are allowed (either on paper or electronically) and copy and paste this message for the patient and pharmacy about the rejected medication. This is done at the point of issue when you can click on to the yellow message boxes as follows:



Medicines Management Policy

Issue

Authoriser Medication Regime Review Change All Change Selection Pharmacy Message Patient Message

TESTV, Testy (Mr) Born 12-Dec-1969 (46y) Gender Male NHS No. Unknown Usual GP

NHS Printed Script (non-EPS)

To Be Signed By: NABI, Shaba (Dr)

△ Trimethoprim 200mg tablets One To Be Taken Twice A Day, 14 tablet

It is important to realise that there is no permanent record of a patient/pharmacy message when written like this, so the consultation note is crucial for the reception team.

Repeat Dispensing

Long Term Conditions

Most repeat prescriptions will be for long term conditions such as Hypertension, Depression and Asthma. The important checks for these groups of patients are as follows:

- When was their last **chronic disease review**? Is it due? Look in diary but also consider any backlogs associated with the Covid-19 pandemic
- Have they had relevant blood tests in the last year? (More frequent if CKD 3 or more)
- Are they on the **correct doses** of medication? (e.g.: secondary prevention statin doses, reduced doses DOACS with reduced GFR)
- Do they **still need it**? (e.g.: ticagrelor normally for a year, nutripem for 6 months adjusted age)
- Do they need **additional investigations**? (e.g.: long term steroids)
- Is there a potential for **dependence**? (Opiates, benzodiazepines)
- Is the patient on the **Palliative Care Register**? If not, should they be. Can drugs be rationalised? See validated tools such as STOPP/START criteria and the [BNSSG Medication Review Tool for the elderly](#)
- Are medications **synchronised**?
- How is **compliance** with medication? It is important to check for both under and over-use.
- Is the **choice** of medication in line with local and national policies?
- Has the patient recently been **discharged** from hospital/OOH? If so, look through discharge summary for any medication changes

Medicines Management Policy

Nurse Chronic Disease Reviews

The nurse team will have a system for recall, and it is important to adopt the following principles for medications requiring nurse review:

1. No reduction of medications
2. Text patients to say review/bloods due and re-authorise 1/1
3. If still not seen, re-authorise 1/1 and task nurse team
4. If still not seen, decline meds only if considered a patient safety issue

SABA inhaler over-use

- Task practice nurse team to phone patient for review

Combined contraceptive pill review overdue

- Check if high or low risk patient (BP, BMI, age, risk factors)
- Offer 1-3 months treatment depending on risk status and task practice nurse to invite for review
- Decline further treatment if not attended for review

Repeat Dispensing

If a patient is stable on medication, a batch of prescriptions can be printed out for the pharmacy to dispense at regular intervals. Examples would be a patient on a stable dose of thyroxine or those stable hypertensive patients. You can default to repeat dispensing in the Rx types:

Medicines Management Policy

TESTY, Testy (Mr)		Born 12-Dec-1969 (46y)		Gender Male	NHS No. U
Name	Levothyroxine sodium 50microgram tablets				
Dosage	take one each morning				
Quantity	56	tablet	Duration	56	Day(s)
Rx Types	Repeat Dispensing		Authorised Issues	5	
Authorising Clinician	NABI, Shaba (Dr)		<input type="checkbox"/> Private <input checked="" type="checkbox"/> Personally-administered		

Blister packs

Weekly blister packs can be made up by pharmacies for those patients who are fulfilling the criteria for eligibility. These include patients with sensory impairments, dexterity issues or cognitive impairment. If you think a patient may be eligible, it is important to liaise with their nominated pharmacy so they can complete an assessment form.

You do not need to issue weekly prescriptions for this to happen.

You can simply add a message that a drug is to be put in a blister pack using the patient information box.

Weekly prescribing

The only indications to be prescribing weekly are as follows:

- Dangers of intentional overdose
- Overuse of medication such as opiates
- Drug dependency

You do not need to be prescribing weekly for patients to receive a blister pack

Post Dating Prescriptions

You may wish to issue a delayed prescription for several reasons:

Medicines Management Policy

- Antibiotics in reserve
- Weekly prescribing of controlled drugs

You can postdate the prescription in this way:

⚠ Last regime review has expired [Send Reminder](#) [Review](#)

NHS CD Printed Script (non-EPS)

To Be Signed By: NABI, Shaba (Dr)

⚠ CD Tramadol 50mg capsules take two each morning

Issue 1 of 4

Postdate

23-Sep-2016

dd-MMM-yyyy

dd-MMM-yyyy

dd-MMM-yyyy

OK Cancel

Total Approximate NHS Cost: £0.81

Printer Brother HL-5340D series Store Postdate 4 23-Sep-2016 Separate Non-GP

Request Approve and Complete Cancel

Medicines Management Policy

SOP - Re-Authorisation Protocol of Repeat Prescriptions for Long-Term Conditions by Non-Prescribing Nurses and Pharmacist

This practice protocol applies to all practice nurses/ pharmacists involved in the monitoring patients with long-term conditions.

All practitioners must work within their scope of competence.

Reauthorising Repeat Prescriptions for Long-Term Conditions

Patients are reviewed for their long-term conditions at least annually. The length of time before the next review/ follow-up is determined by the practice nurse/pharmacist reviewing the patient.

Stable Patients

Patients who are stable on their medication, meeting all their targets and blood monitoring is all normal, are often only seen once a year. In this case, medication can be reauthorised on their repeat prescriptions to cover a 12-month period until their next review.

Patients are often prescribed monthly, 2-monthly or 3-monthly prescriptions. The number of repeats can be authorised for 12 months, depending on the quantity of medication prescribed. Select the medications corresponding to the long-term conditions that you have been reviewing and reauthorise them accordingly.

The process of reauthorising repeat medication is as follows:

1. Medications may have different repeat reauthorisation if they were started at different times. Highlight *all* the medications that you have reviewed for reauthorisation so they will all have a constant future reauthorisation date and click the 'Reauthorise' icon.

Medicines Management Policy

EMIS Web Health Care System - CHARLOTTE KEBEL MEDICAL PRACTICE - 17874

Summary Consultations Medication Problems Investigations Care History Diary Documents Referrals

Medication: Add End Course Add New Medication Link problems Edit Rx Type One-off Issue Cancel Issue Repeat Request Issue Authorise and Issue Replace Yellow Card Issuing View View Style Regime Review Patient Actions Search View Drug Info

Last refreshed at 13:34:15 Report Management 36 SCR 31 Test Requests 557 Documents 13 (1) Medicine Management 177 (49) Lab Results 15 (7) Tasks 157 (39) Mail Jobs 27 (37)

Active MOUSE, Mick (Mr) Born 24-Feb-1938 (86y) Gender Male NHS No. Unknown Usual GP NABI, Shaba (Dr)

Current

Drug / Dosage / Quantity	Usage Current / Average	Last Issue Date / Authoriser	Last Issue Number / Method
A Aspirin 75mg dispersible tablets One To Be Taken Each Day (along to prevent blood clots and protect the heart, 56 tablet		27-Sep-2024 NABI, Shaba (Dr)	2 of 2 Print
B Atorvastatin 80mg tablets One To Be Taken Each Day (to help prevent recurrent heart attack), 56 tablet		27-Sep-2024 NABI, Shaba (Dr)	2 of 2 Print
C Bisoprolol 1.25mg tablets One To Be Taken Each Day for heart and blood pressure, 56 tablet		27-Sep-2024 NABI, Shaba (Dr)	2 of 1 Print
D Metformin 500mg tablets Two To Be Taken Twice A Day with or after food for diabetes, 224 tablet	Altered	27-Sep-2024 NABI, Shaba (Dr)	2 of 1 Print
E Ramipril 5mg capsules One To Be Taken Each Day for blood pressure and heart, 56 capsule		27-Sep-2024 NABI, Shaba (Dr)	2 of 1 Print

Alleges Adverse Reaction to AMOXICILLIN 250mg capsules (Synergy code: e3111), H/O: drug allergy. Adverse Reaction to PIRICILLIN (Synergy code: e1523), H/O: drug allergy causing adverse effect in therapeutic use. Adverse Reaction to amoxicillin sugar free syrup 125mg/5ml (Synergy code: e326), H/O: erythromycin allergy. Drug reaction: ACE inhibitor_drug reaction: antibiotic. Anaphylactic shock, (X)Salicylates causing adverse effects in therapeutic use.

Screen test

MOUSE, Mick (Mr)

- Pulse Rate & Rhythm required
- Epilepsy Med review needed
- Diary Entry Due (Ardens)
- Safety net symptom alert (Ardens)
- QOF Analyser (Ardens)
- Patient Info Analyser (Ardens)

- This will open a new window with the drugs that are to be reauthorised. If the patient is stable and will only be reviewed again in 1 year, then add in the number of medication issues to last for 12 months i.e. if a patient has been issued 2-monthly prescriptions, then the number of issues will be 6, if 3-monthly then 3, and if monthly then 12. Click 'Authorise all' and 'OK'.

Medicines Management Policy

Reauthorise Medication

Authorising Clinician: NABI, Shaba (Dr) [Search] **Authorise All** Number of issues (all): 6

Medication	Instructions	Type	Number of issues	Issue Duration	Review Date (optional)	Variable use	Authorise
Aspirin 75mg dispersible tablets	One To Be Taken Each Day lifelong to prevent blood clots and protect the heart	Repeat	2	56 days	dd-MMM-yyyy	<input type="checkbox"/>	Authorise
Atorvastatin 80mg tablets	One To Be Taken Each Day (to help prevent recurrent heart attack)	Repeat	2	56 days	dd-MMM-yyyy	<input type="checkbox"/>	Authorise
Bisoprolol 1.25mg tablets	One To Be Taken Each Day for heart and blood pressure	Repeat	1	56 days	dd-MMM-yyyy	<input type="checkbox"/>	Authorise
Metformin 500mg tablets	Two To Be Taken Twice A Day with or after food for diabetes	Repeat	1	56 days	dd-MMM-yyyy	<input type="checkbox"/>	Authorise
Ramipril 5mg capsules	One To Be Taken Each Day for blood pressure and heart	Repeat	1	56 days	dd-MMM-yyyy	<input type="checkbox"/>	Authorise

OK Cancel

3. This will update the number of issues for each medication. Press 'OK'.

Medicines Management Policy

Reauthorise Medication

Authorising Clinician: NABI, Shaba (Dr) Authorise All Number of issues (all) 6

Aspirin 75mg dispersible tablets One To Be Taken Each Day lifelong to prevent blood clots and protect the heart 56 tablet

Type: Repeat Number of issues: 6 Issue Duration: 56 days Review Date (optional): dd-MMM-yyyy

☐ Variable use

Atorvastatin 80mg tablets One To Be Taken Each Day (to help prevent recurrent heart attack) 56 tablet

Type: Repeat Number of issues: 6 Issue Duration: 56 days Review Date (optional): dd-MMM-yyyy

☐ Variable use

Bisoprolol 1.25mg tablets One To Be Taken Each Day for heart and blood pressure 56 tablet

Type: Repeat Number of issues: 6 Issue Duration: 56 days Review Date (optional): dd-MMM-yyyy

☐ Variable use

Metformin 500mg tablets Two To Be Taken Twice A Day with or after food for diabetes 224 tablet

Type: Repeat Number of issues: 6 Issue Duration: 56 days Review Date (optional): dd-MMM-yyyy

☐ Variable use

Ramipril 5mg capsules One To Be Taken Each Day for blood pressure and heart 56 capsule

Type: Repeat Number of issues: 6 Issue Duration: 56 days Review Date (optional): dd-MMM-yyyy

☐ Variable use

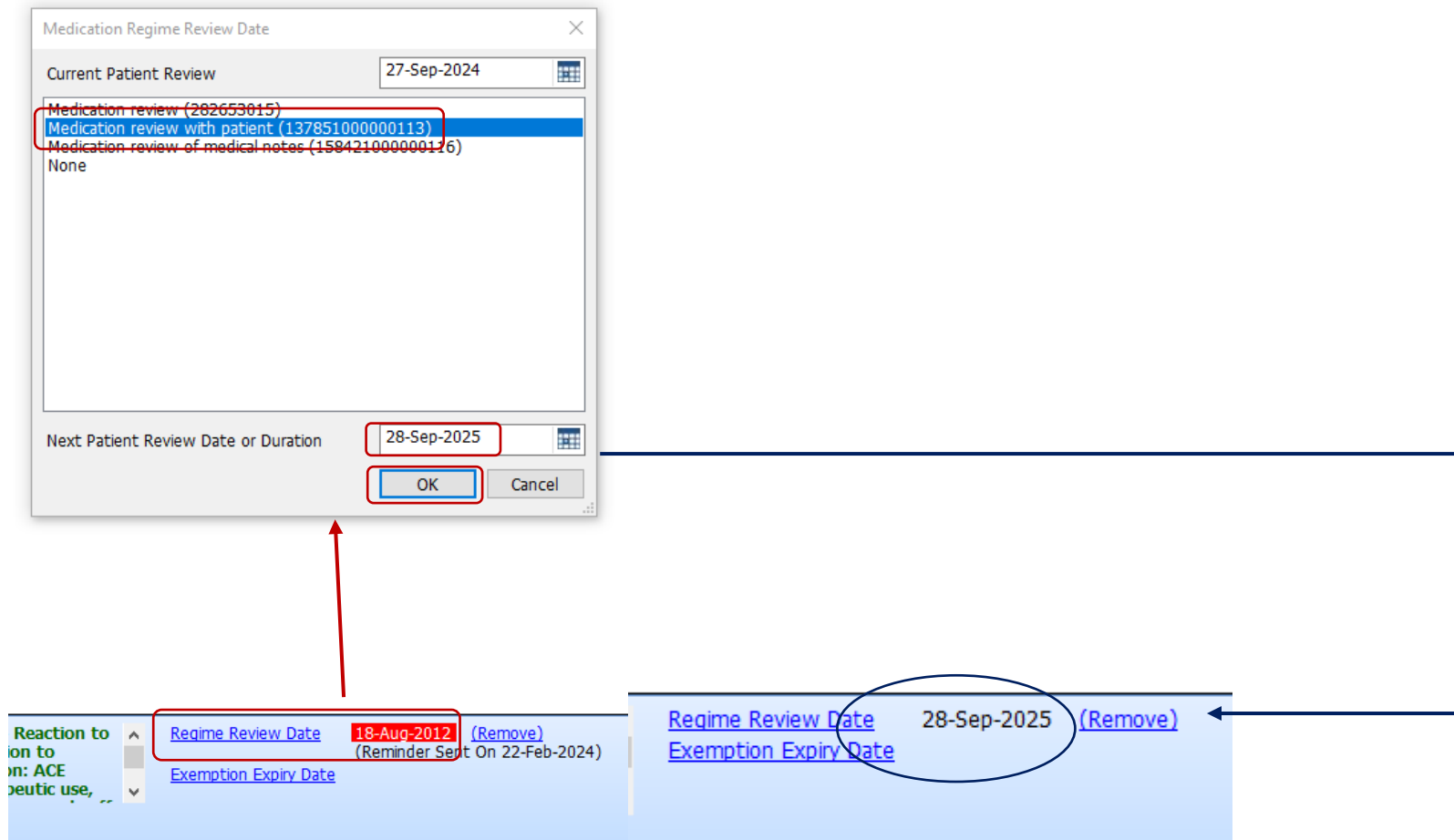
OK Cancel

4. The number of medication issues will be updated on the patient's medication list to cover 12 months.

Drug / Dosage / Quantity	Usage Current / Average	Last Issue Date / Authoriser	Last Issue Number
Repeat			
A Aspirin 75mg dispersible tablets One To Be Taken Each Day lifelong to prevent blood clots and protect the heart, 56 tablet		27-Sep-2024 NABI, Shaba (Dr)	0 of 6 Print
B Atorvastatin 80mg tablets One To Be Taken Each Day (to help prevent recurrent heart attack), 56 tablet		27-Sep-2024 NABI, Shaba (Dr)	0 of 6 Print
C Bisoprolol 1.25mg tablets One To Be Taken Each Day for heart and blood pressure, 56 tablet		27-Sep-2024 NABI, Shaba (Dr)	0 of 6 Print
D Metformin 500mg tablets Two To Be Taken Twice A Day with or after food for diabetes, 224 tablet	Altered	27-Sep-2024 NABI, Shaba (Dr)	0 of 6 Print
E Ramipril 5mg capsules One To Be Taken Each Day for blood pressure and heart, 56 capsule		27-Sep-2024 NABI, Shaba (Dr)	0 of 6 Print

Medicines Management Policy

- Finally, if the patient is not on any other medication, and all the long-term conditions have been reviewed, click the 'Regime Review Date' at the bottom of the medication screen, and 'Medication review with patient'. This will automatically update the review for 12 months' time.



Medicines Management Policy

6. If you think that the patient needs a review earlier than 12 months, then update the number if issued accordingly for 3 months or 6 months and remember to update the number of medication issues at the next review.
7. If the patient is on medication that you have not reviewed, then reauthorise the medication you have reviewed only.
8. If there is only a specific medication that you would like to review earlier, then reauthorise all the other medication and endorse the medication you would like to review with a specific date as follows:
 - Select the medication that you would like to review earlier, and press 'Edit' on the icon above or by right clicking your mouse to open the menu.
 - Click on the arrow to open 'Optional Prescription Information'.

Edit a Drug

Generic / Trade Switch Online Visibility Drug Information Medication Review My Record

MOUSE, Mick (Mr) Born **24-Feb-1938 (86y)** Gender **Male**
 NHS No. **Unknown** Usual GP **NABI, Shaba (Dr)**

Name: Bisoprolol 1.25mg tablets
 Dosage: One To Be Taken Each Day for heart and blood pressure
 Quantity: 56 tablet Duration: 56 Day(s)
 Rx Types: Repeat Authorised Issues: 6
 Authorising Clinician: NABI, Shaba (Dr)
☐ Private ☐ Personally-administered
☐ Variable use
☐ For STI – free of charge

Pack Details

Description	Price	Supplier
28 tablet	£2.35	Merck Serono Ltd
28 tablet	£0.73	Drug Tariff England/Wales
28 tablet	£1.07	Sandoz Ltd
100 tablet	£6.79	Viatris UK Healthcare Ltd

Optional Prescription Information

Selected Drug - **Bisoprolol 1.25mg tablets**
 Contains - Bisoprolol Fumarate 1.25 mg

Allergies (2)

- Adverse Drug Reaction History of Adverse Drug Reaction to antihypertensive drug.
 Drug reaction: ACE inhibitor
- Adverse Drug Reaction Adverse Drug Reaction to Atenolol
 Adverse Reaction to atenolol tablets 50mg (Synergy code: bd35.) - , Severity = Mild, Certainty = Possible

High Severity Warnings (5)

- Contra-Indication Bisoprolol is contra-indicated with acute or decompensated heart failure requiring intravenous inotropes and with worsening unstable heart failure. Use with caution when initiating treatment in patients with stable heart failure.

Dictionary of Medicines + Devices (dm+d)
 Crown copyright data is property of and is reproduced by permission of the Controller of His Majesty's Stationery Office

Update Cancel

- Click the box 'Review Date' and type in the date that you would like to review this medication and update the medication.

Medicines Management Policy

NHS No. Unknown Usual GP NABL Shaba (Dr)

Pack Details

Optional Prescription Information

Pharmacy Info

Patient Info

Review Date ☒ 30-Dec-2024

Days Before Next Issue Min Max

Bisoprolol 1.25mg tablets One To Be Taken Each Day for heart and blood pressure, 56 tablet	Review Date	30-Dec-2024	27-Sep-2024	NABL Shaba (Dr)	0 of 6	Print
Metformin 500mg tablets Two To Be Taken Twice A Day with or after food for diabetes, 224 tablet	Altered		27-Sep-2024	NABL Shaba (Dr)	0 of 6	Print

- This will endorse only this medication with the date you would like to review it. Once reviewed, the box can be unticked and will no longer appear.

Medicines Management Policy

SOP - Prescribing Process Guidance for Non-Prescribing Clinicians in General Practice

Any non-medical prescribing clinician working at Broadmead medical centre that requests a medication(s) to be prescribed or amended will task the Practice Pharmacist or named GP with the relevant information/recommendation. The process below applies to Charlotte Keel medical practice only.

- All recommendations, initiation, amendments, additions, and authorisations of prescriptions should be made within the capabilities and competence of clinical staff. This is relevant for prescribers as well as non-prescribers
- Prescribers authorising any additions or changes to medication have the medico-legal responsibility for the treatment.
- There should be a robust audit and review process for clinicians who are not prescribers.
- Maximise the safety netting tools embedded in the EMIS digital system to ensure an effective prescribing system.

Initiating new prescription, changes to and stopping medication

Non-prescribing clinicians will add the medication to the EMIS medication screen as an “issue later” as shown below.

The screenshot shows the 'Add a Drug' window in the EMIS system. The patient is 'TEST, Emis (Right Honourable)' with a birth date of '06-Mar-1973 (51y)' and gender 'Male'. The medication being added is 'Ramipril 1.25mg capsules' with a dosage of 'One To Be Taken Each Day' and a quantity of '50 capsule'. The 'Issue Later' button is circled in red at the bottom right of the window. The window also displays 'High Severity Warnings (1)' and 'Medium Severity Warnings (7)'.

Warnings

Selected Drug - Ramipril 1.25mg capsules
Contains - Ramipril 1.25 mg

High Severity Warnings (1)

Similar drug: Ramipril
Ramipril 10mg capsules

Medium Severity Warnings (7)

Drug to Drug Interaction: Concurrent use of two or more drugs can increase the risk of hyperkalaemia (hyperkalaemia is particularly notable when ACE inhibitors or angiotensin II receptor antagonists are given with Spironolactone or Eplerenone).
Ramipril 10mg capsules, Ibuprofen 600mg tablets

Drug to Drug Interaction: Concurrent use of two or more drugs can increase the risk of hypotension.
Ramipril 10mg capsules, Minoxidil 5% foam

Add Another Issue Issue Later Cancel

Medicines Management Policy

Medication request

If the medication needs authorisation the non-prescribing clinicians can add the patient to the GP list – in the non-medical prescribing slots. **Please use the pt own GP/Micro team where possible.**

Write a note in the properties: this will include the request, ensuring all relevant information is documented within the consultation. The prescriber can then review and prescribe the medication if deemed clinically appropriate. Please also send a team's message to highlight the request needs reviewing that day.

If the request is for after 16:30 – Please add to CAS list to ensure the request has been noted.

Amending medication

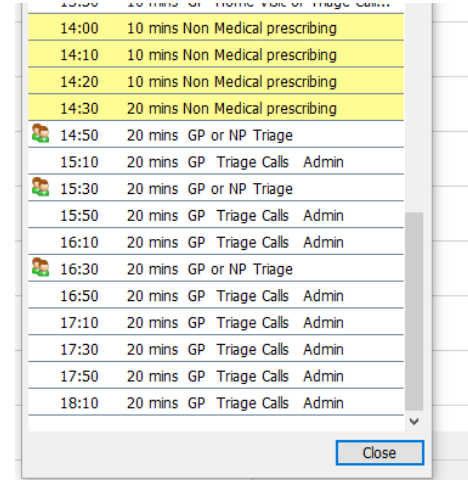
If the non-prescribing clinician has the necessary competencies to amend medication, as judged by their line manager, they can amend medications following long-term condition reviews and inform the Prescriber through the Non-medical prescribing slots.

When medication is prescribed within a dosage range, e.g., insulin/salbutamol, it is acceptable for non-prescribing clinicians to advise increases/decreases within the dose range if clinically appropriate and within the individual's capability and scope of practice.

F12 to be added to consult

- Medication start
- No known allergies
- Medication request sent to GP

For routine repeat medication requests please direct the patients through the normal pharmacy process via Health nav



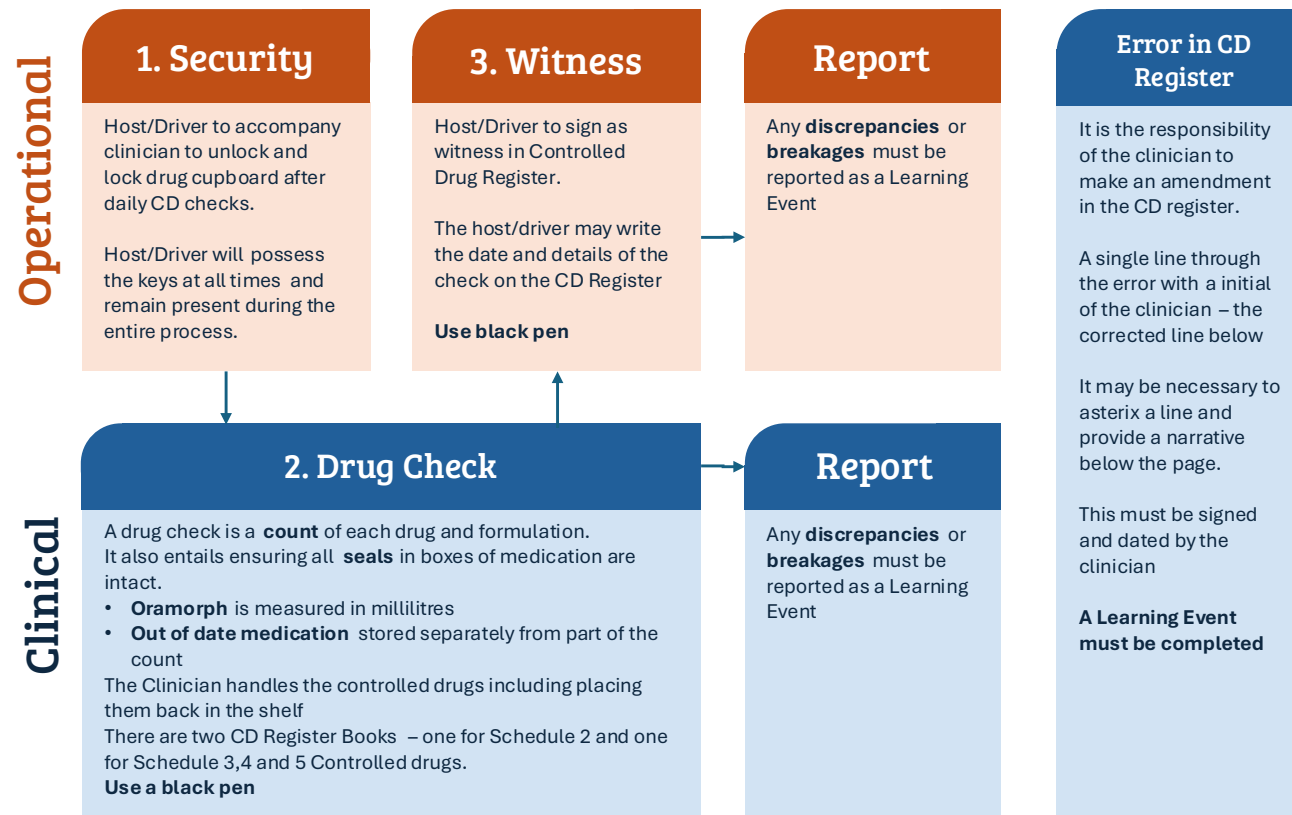
Time	Duration	Role
14:00	10 mins	Non Medical prescribing
14:10	10 mins	Non Medical prescribing
14:20	10 mins	Non Medical prescribing
14:30	20 mins	Non Medical prescribing
14:50	20 mins	GP or NP Triage
15:10	20 mins	GP Triage Calls Admin
15:30	20 mins	GP or NP Triage
15:50	20 mins	GP Triage Calls Admin
16:10	20 mins	GP Triage Calls Admin
16:30	20 mins	GP or NP Triage
16:50	20 mins	GP Triage Calls Admin
17:10	20 mins	GP Triage Calls Admin
17:30	20 mins	GP Triage Calls Admin
17:50	20 mins	GP Triage Calls Admin
18:10	20 mins	GP Triage Calls Admin

Medicines Management Policy

Appendices – Controlled Drug SOPs

SOP - Daily CD Stock Checks in IUC Treatment Centre and Cars

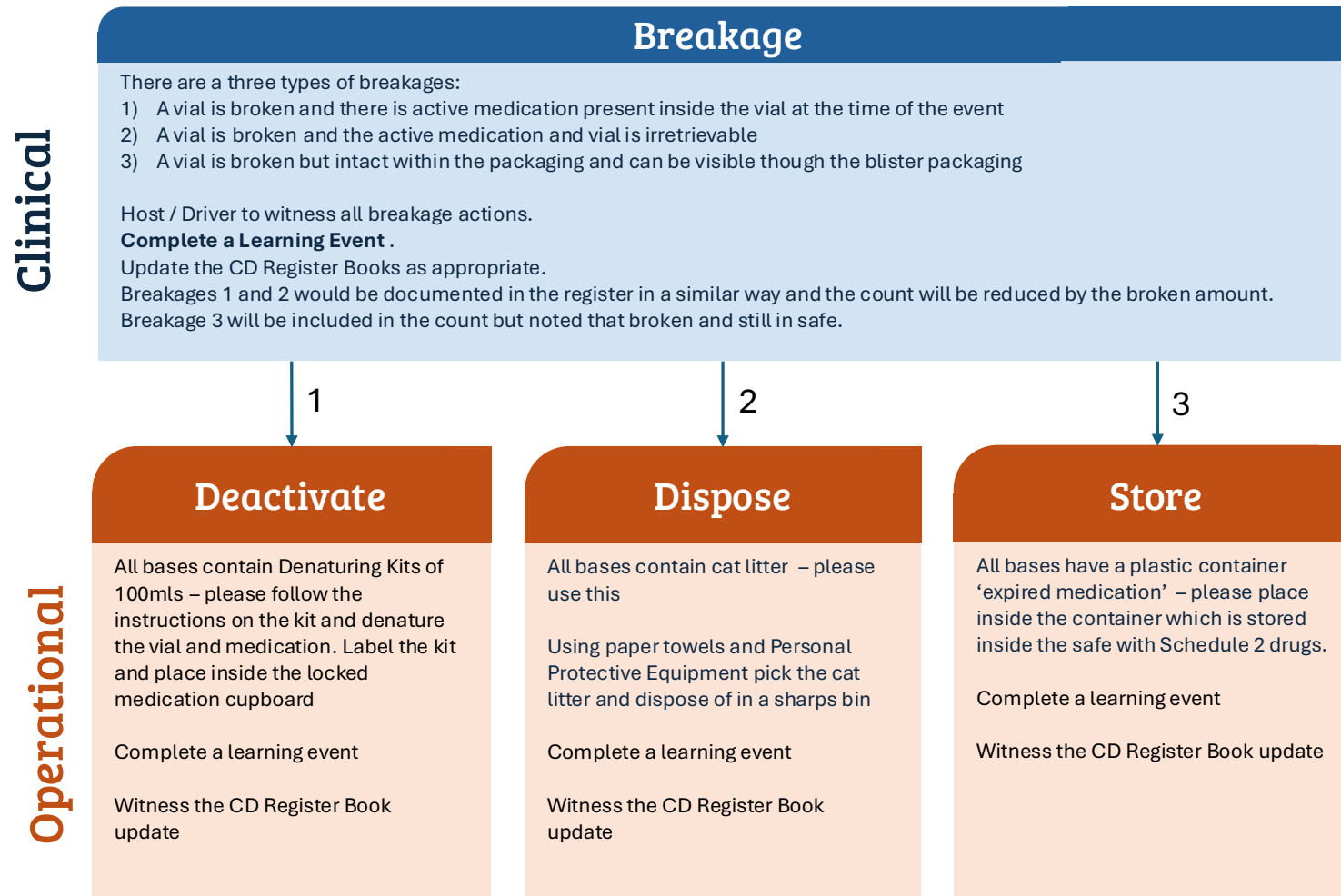
It is a legal requirement for Brisdoc to safely store, record, transport and account for Controlled Drugs (CDs) and for Best Practice Brisdoc adopts the same schedule 2 principles for managing schedule 3, 4 and 5's. It is the clinician that handles the CDs and are ultimately responsible for CDs under all circumstances.



Medicines Management Policy

SOP – Breakages of Controlled Drugs Vials

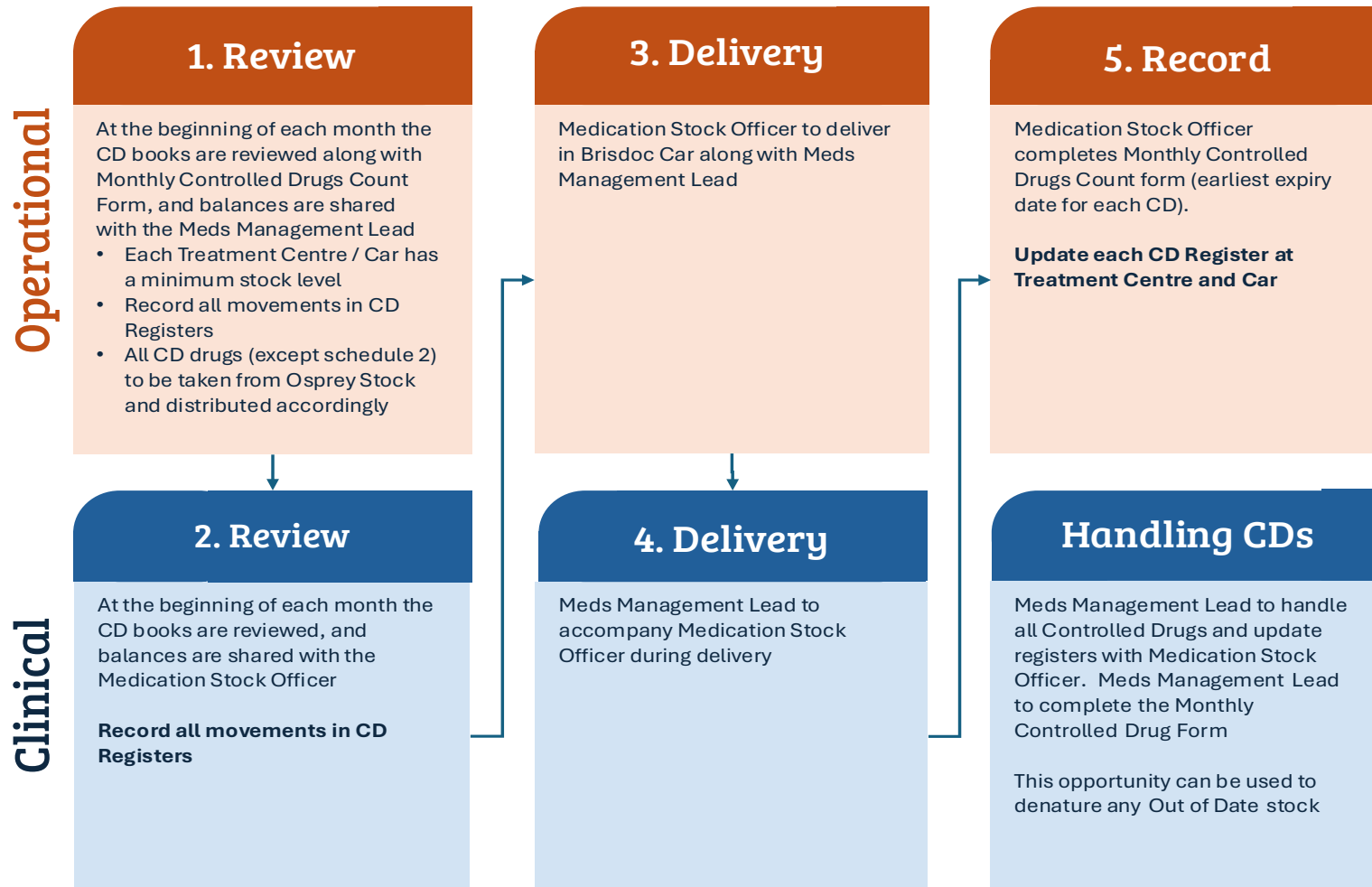
It is a legal requirement for Brisdoc to safely store, record, transport and account for Controlled Drugs (CDs) and for Best Practice Brisdoc adopts the same schedule 2 principles for managing schedule 3, 4 and 5's.



Medicines Management Policy

SOP - Facilities Monthly Stock Check of Controlled Drugs

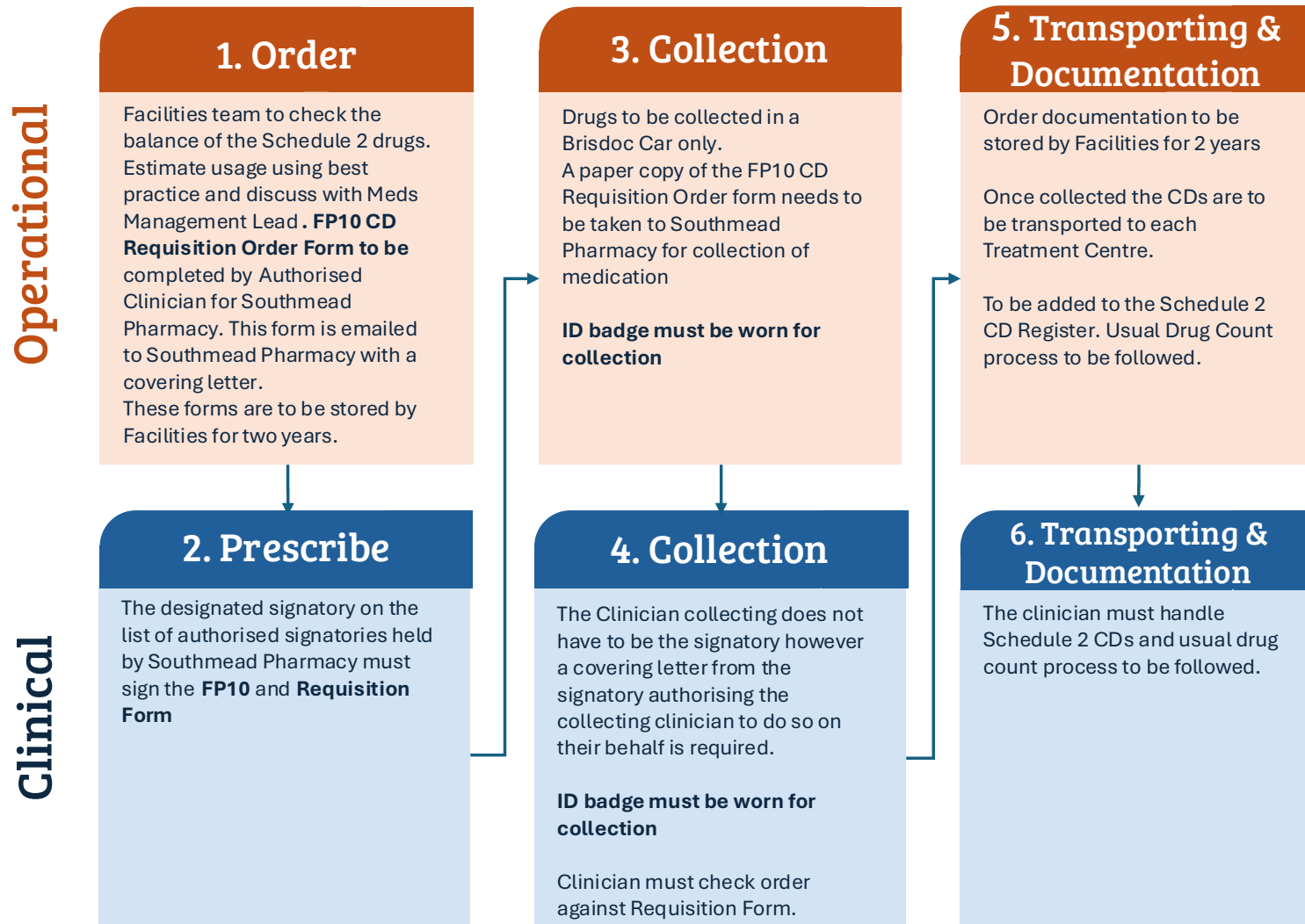
This process reviews Stock Levels for all the Treatment Centres and Cars including checking the expiry dates for Schedule two , threes, fours and fives drugs for Facilities staff only



Medicines Management Policy

SOP – Ordering, Collecting and Dispersing IUC Schedule 2 Controlled Drugs

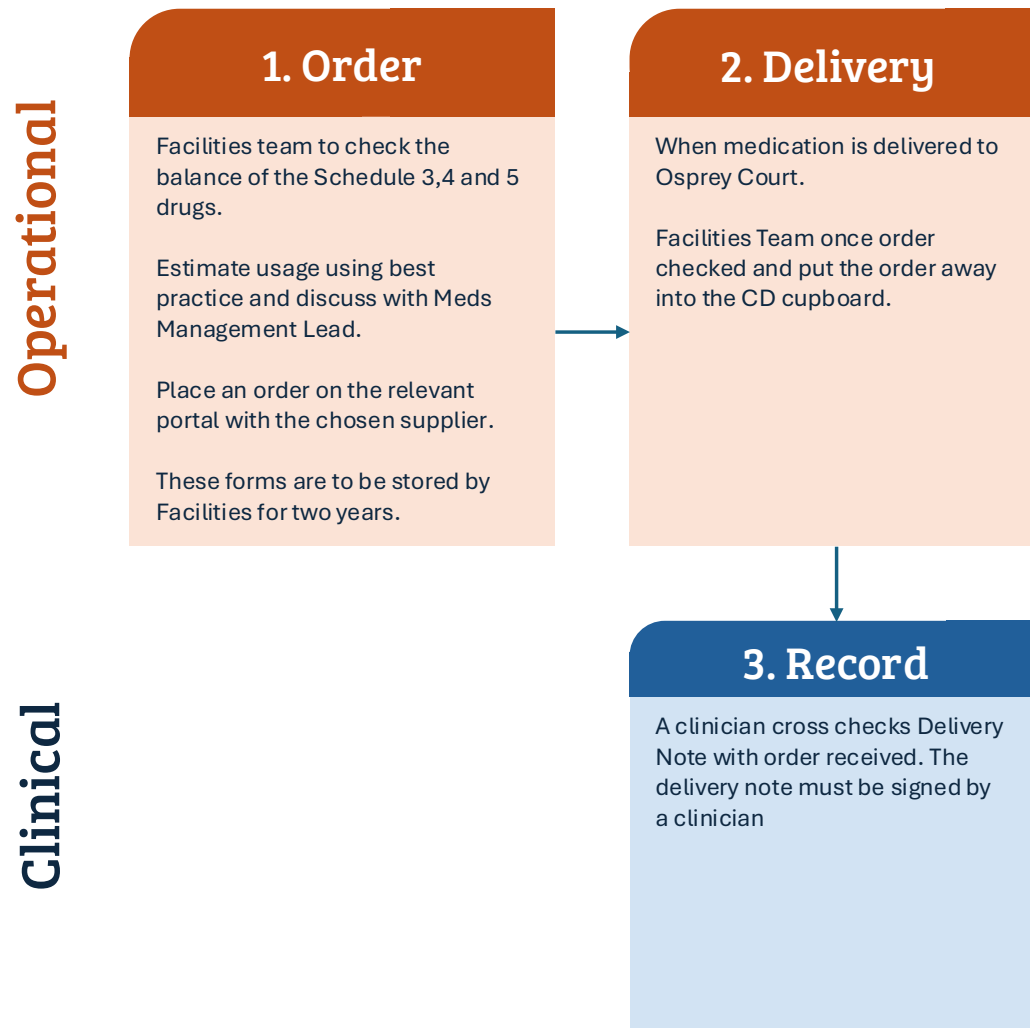
Schedule 2 Controlled Drugs are ordered by the Facilities team who liaise with Southmead Pharmacy



Medicines Management Policy

SOP – Ordering and storing IUC Schedule 3 to 5 Controlled Drugs

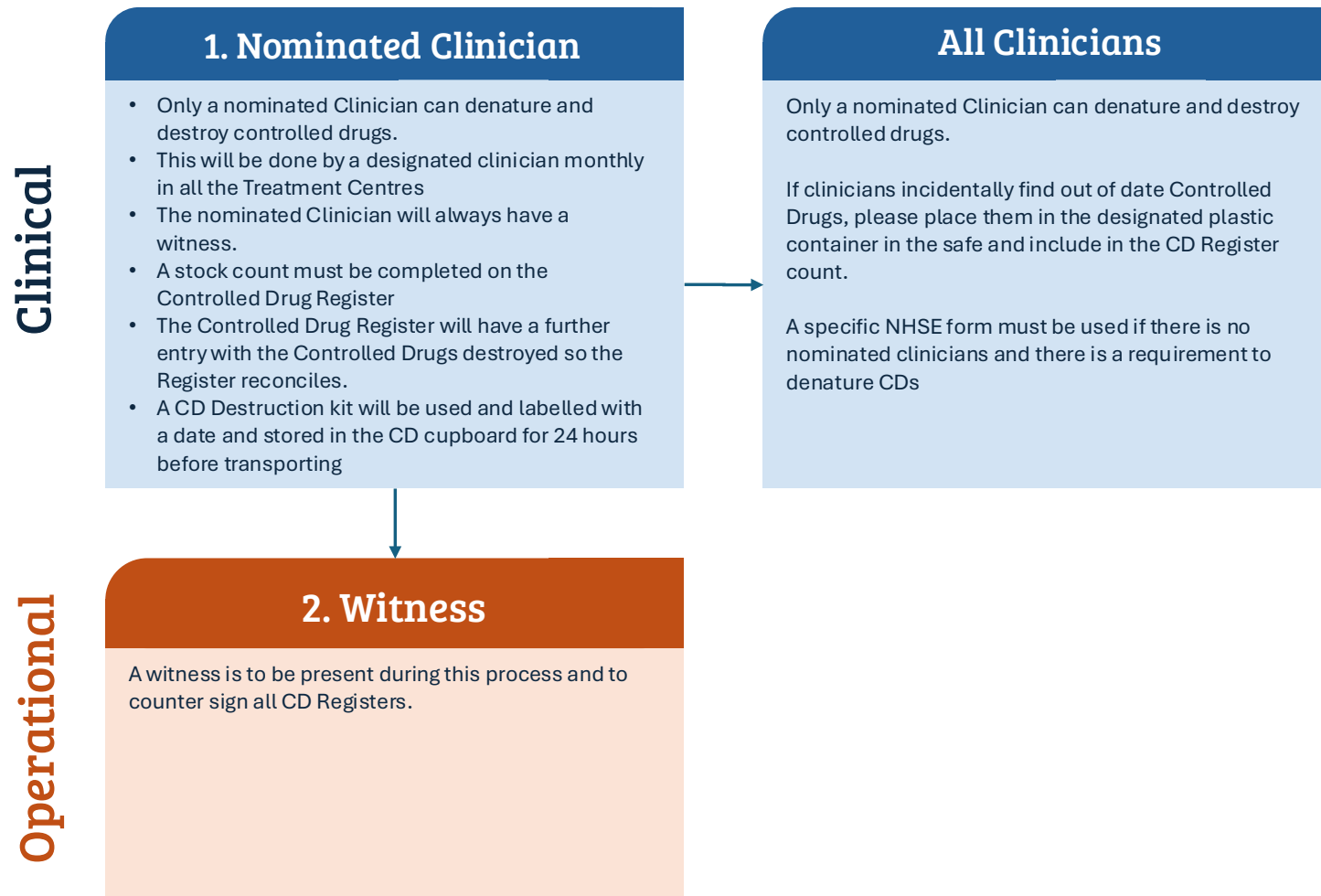
Schedule 3,4 and 5 Controlled Drugs are ordered by the Facilities team who liaise with suppliers to order direct to Osprey Court



Medicines Management Policy

SOP – Destroying and Recording the Controlled Drugs in IUC

Schedule 3,4 and 5 Controlled Drugs are ordered by the Facilities team who liaise with suppliers to order direct to Osprey Court



SOP - Completing CD drug Registers in Bases & Osprey

All additions to the CD Registers are to be completed in black ink

CD drug audit check

When carrying out the daily medication checks, the following columns must be completed:

- **Column number 4 - Current Balance in Stock** – This is the number of each drug the clinician counts in stock. Please record count as follows:
 - Diazepam and Codeine Tablets - complete box = 1 (all boxes should be full and complete, we should not split packets)
 - Midazolam Ampoules – each ampule = 1
 - Buccalom/Midazolam oral Tubes – each tube = 1
 - Morphine Sulphate Solution – count in mls
- **Column number 5 - Date Supplied or Disposed** - Enter the date checked
- **Column number 6 – Time** – Enter the time of the drug check
- **Column number 9 - Given / Disposed by (Signature)** – The clinician conducting the check signature
- **Column number 10 - Witnessed by (Signature)** – The person witnessing the drug check signs here, i.e. the host/driver
- **Column number 11 - Balance in Stock** – This is the number the clinician has counted in stock as per guidelines set above

Issuing medication from Osprey Stock

When issuing medication to a base from Osprey stock, the following columns in the Osprey register must be completed:

- **Column 3 Name and address from whom obtained (i.e. supplier) / CASE NUMBER** - When issuing medication to a base, please state the base the stock is going.
- **Column number 4 - Current Balance in Stock** – This is the number of each drug the clinician counts in stock before issuing medication from stock. Please record count as follows:
 - Diazepam and Codeine Tablets - complete box = 1 (all boxes should be full and complete, we should not split packets)
 - Midazolam Ampoules – each ampule = 1
 - Buccalom/Midazolam oral Tubes – each tube = 1
 - Morphine Sulphate Solution – count in mls
- **Column 5- Date Supplied (to service user) or disposed** –date the medication has been issued
- **Column 6 Time** - the medication has been issued
- **Column 7 Quantity Supplied (to service user)** – record the amount given in the units described above
- **Column 9 - Given / Disposed by (Signature)** - This must be the Clinician's signature

Medicines Management Policy

- **Column 10 - Witnessed by (Signature)** - The Host or Driver witness signature
- **Column 11- Balance Left in Stock** - – This is the number the clinician has counted left in stock as per guidelines set above

Adding stock to base

When adding stock to the base, the following columns must be completed:

- **Column 1 Quantity Obtained (from supplier)** - Enter the quantity of medication added to the base stock.
- **Column 2 Date Supply Obtained** - Enter the date you restocked the base stock.
- **Column 3 Name and address from whom obtained (i.e. supplier)** - When restocking the base, the supplier will always be Osprey Court
- **Column number 4 - Current Balance in Stock** – This is the number of each drug the clinician counts in stock including the stock that has just been added. Please record count as follows:
 - Diazepam and Codeine Tablets - complete box = 1 (all boxes should be full and complete, we should not split packets)
 - Midazolam Ampoules – each ampule = 1
 - Buccalom/Midazolam oral Tubes – each tube = 1
 - Morphine Sulphate Solution – count in mls
- **Column number 6 – Time** – Enter the time
- **Column number 9 - Given / Disposed by (Signature)** – The clinician conducting the restock signature
- **Column number 10 - Witnessed by (Signature)** – The person witnessing signs here
- **Column number 11 - Balance in Stock** – This is the number the clinician has counted in stock as per guidelines set above

All additions to the CD Registers are to be completed in black ink

Medicines Management Policy

Appendix – Applying for a Controlled Drugs Licence

Controlled Drug Licences are obtained through the Home Office and are site-specific so any new/relocated sites will need a new licence. This responsibility sits with the Facilities team.

You can obtain a new licence through [Controlled drugs licence application form \(eforms.homeoffice.gov.uk\)](https://eforms.homeoffice.gov.uk). Governance Team have records of previous applications which can be used as an example.

The process of applying goes as follows:

- Submit application form
- Await to be assigned a Compliance Officer
- Compliance Officer will reach out and propose a date for a Compliance Visit. They will also ask for some further information, of which can be found below.
- Carry out the visit
- Action any improvements to process suggested in the visit.
- Await invoice for the CD Licence
- Pay invoice
- Receive CD Licence

This process can take between 2-3 months, including arranging and conducting the Compliance Visit. **It's important that Controlled Drugs are not stored at a site until the CD Licence has been obtained.**

Given that BrisDoc transport CDs between bases, we require a 'supply' and 'possess' licence – it's important to check that this is correct once the Licence has been received.

Authorised witnesses

When applying a CD Licence, you will need to appoint Authorised Witnesses for the destruction of drugs, enabling the destruction of CDs in the licenced persons' presence. These colleagues need to not handle medication for clinical use day-to-day, and have a DBS by security watchdog. If colleagues experience a change in address, name etc, they will need to apply for a new licence [through this link](#). Please note that this can take up to 3 months to process.

Compliance Visit

The visit:

The Compliance Officer will conduct a discussion around BrisDoc's process of storing, auditing, transportation, prescription and destruction of CDs. Examples of questions they may ask are:

- Who is usually present at the base where CDs are stored? e.g. hosts etc
- How often are the key codes changed?
- How often are CD Register records kept for?

All relevant information is in the Medicines Management Policy but it is worth meeting with relevant staff ahead of the visit to ensure that everybody is clear on process.

Renewing a Licence

Licences will need to be renewed yearly – it's worth beginning this application 2-3 months ahead of the previous licence's expiry date. This allows time for any necessary processing and

Medicines Management Policy

Compliance Visits. You can renew CD Licences through this link - [Controlled drugs licence application form \(eforms.homeoffice.gov.uk\)](https://eforms.homeoffice.gov.uk).

Frequency of Compliance Visits will depend on decisions made by the home office. This could be only three-yearly or as often as yearly. It's important to look out for emails from the Home Office regarding CDs, and to forward these to the Director of Governance and other relevant colleagues.

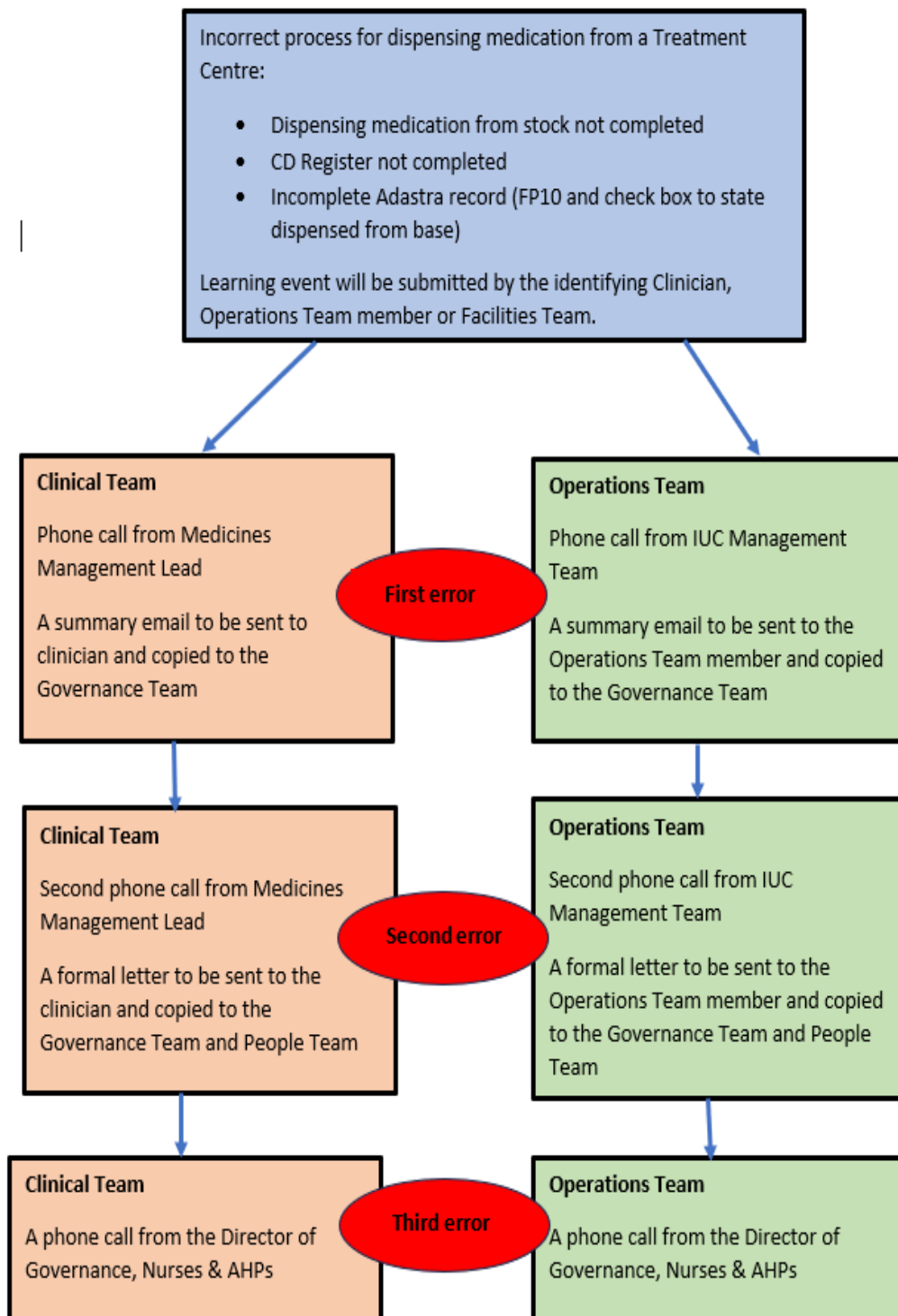
Changing a Licence

You can make any changes to existing Licences, including:

- Change in authorised witness
- Requesting additional CD schedules
- Requesting a change of activity
- Change of name
- Change of registration details.

This would also be via this link [Controlled drugs licence application form \(eforms.homeoffice.gov.uk\)](https://eforms.homeoffice.gov.uk).

Appendix - Escalation process for incorrectly Dispensing Medication.



Appendix - Facilities Team Medication Processes

Bases

Monday – Medication audit – 5 bases.

A medication audit is carried out every Monday to check usage & expiry dates of non-CD medication. Photos of the controlled drug audit books are taken and used to justify any usage. If there are any discrepancies in the CD audit books, a learning event is submitted. Medication issued from stock forms and in-car medication forms are collected and brought back to Osprey and used to justify medication usage.

Any medication due to expire is removed from the bases, logged on the audit and taken back to Osprey for disposal.

Once the medication audit has been completed, it is uploaded to the AHS stock data.

Medication issued from stock forms and car medication forms are scanned on the s:drive and saved for auditing purposes

Tuesday – Medication justifications & medication ordering.

The uploaded medication audit is cross checked against the medication issued from stock forms, in-car medication forms and the CD audit books to ensure there are no discrepancies. Any discrepancies with CD medications are reported immediately and a learning event submitted.

The justification report is downloaded from Cleo to cross check any medication that cannot be justified by the medication forms.

After the medication has been justified, a medication order is placed in relation to usage.

Thursday – Medication distribution

Medication ordered on a Tuesday, arrives on a Thursday. Medication is cross checked with delivery notes and added to the AHS stock data. A clinician will assist the facilities team by cross checking the CD medication with the delivery note, sign the delivery note and add the CD medications to the audit book. The CD medication is then put into the medication cabinet.

Do not split pack' and 'sealed' stickers are added to the boxes of medication, expiry dates are checked and arranged so shortest dates are supplied first, all medications are added to the medication cabinet.

Once medication has been packed away, the distribution is carried out. All medications are allocated to the correct base delivery box, ready for a Friday delivery to the bases.

Friday – Medication delivery to bases

The medication delivery boxes are picked up from Osprey. These boxes are transported in the boot of a Brisdoc car. Once medication has been delivered to the bases, the medication is added to the medication cabinets.

At Osprey, a medication audit is carried out weekly and cross checked against the AHS stock data to ensure quantities are correct.

Medicines Management Policy

Weekly processes

Every week, 1 car is audited (every visiting car gets a full car audit once a month). A full car audit form is completed, replenishing any medication, used, open or out of date.

Non-CD medication

- A medication audit is carried out weekly, any medication expiring within the next 30 days is highlighted in red on the audit spreadsheet.
- The facilities team will order the medication that needs to be replaced.
- If medication goes OOD before the facilities team remove it, it is stored in OOD box in the medication cupboard at each base for facilities to collect.
- Once the medication has been delivered, it's distributed accordingly. Any OOD medication is then returned to Osprey for destruction, this is logged on the medication stock database.
- Destruction certificates are kept on the SDrive.

Combur-7 Test	False	Dipsticks		100	31/12/2024	106
Cyclizine Lactate Injection	False	Valid Injection	50mg/1ml	5	01/10/2024	15
Cyclizine Tablets	True		50ng	30	01/03/2026	531

Monthly Check

CD medication

The above processed is followed, but with CD's the stock level and earliest expiry date is logged on the Monthly CD Count spreadsheet. This is checked by the facilities team and a member of the medicines management team once a month. All expired CDs are denatured and kept in the OOD box in the medication cabinets at each base, once 24 hours have passed, the denatured CDs are put in the clinical waste bins. All expired CDs must be documented in the CD audit books and the medication stock database.

Medication stock levels and the cost / usage of expired medication are checked monthly and discussed at the Medicines Management Group to ensure stock levels are adequate whilst ensuring OOD medication remains low. Regular medication reviews are carried out by the facilities team and medicines management lead and stock levels are adjusted accordingly.

Date:[illegible]

Medicines Management Policy

	COSS HAM	F6	MARK S BURY	K1	168 MEDICA L	W8	GREENW AY	CLEVEDO N	K2	OSPREY
Number of Morphine (Oral)										
Earliest expiry date:										
How many expire on this date:										
Number of Midazolam (Inj)										
Earliest expiry date:										
How many expire on this date:										
Midaz Buccal 2.5mg										
Earliest expiry date:										
How many expire on this date:										
Midaz Buccal 5mg										
Earliest expiry date:										
How many expire on this date:										
Midaz Buccal 10mg										
Earliest expiry date:										
How many expire on this date:										

Quarterly processes

A full audit is carried out and expiry dates checked. A copy of this audit is set to the accounts department.

Appendices – Cold Storage

Appendix - Recording Fridge Data Logger

Before taking logger out of fridge, download software from this website:

<https://www.lascarelectronics.com/software/easylog-software/easylog-usb/>

Follow instructions to download logger, set data logger back up and upload results to TeamNet

To download data

Put data logger into USB port in the computer.

Open 'EasyLog' programme on desktop

Click 'Stop the USB data logger and download data'. Click 'yes' and 'ok'

Save the data. Save to Y drive – Equipment - Equipment Calibration checks - Fridge temp records – Data logger results - month. Name the file 'Room/Fridge/Date and time of upload' (e.g. TR Fridge 1 dd.mm.yy 12.00) and click save.

A graph will pop up, on ribbon at top, click on 'Export' and choose 'excel – data&graph'.

Click 'save as'. Save in same folder (Y drive – Equipment - Equipment Calibration checks – Fridge temp records – Data logger results - month) and save as the same file name (e.g. TR Fridge 1 dd.mm.yy 12.00).

To upload files to Team Net

Upload both files to the correct location on TeamNet (Menu – Management - Fridge monitor – Fridge)

Log into Team net – Record current reading

Then click "Add file"

Click on the 2 files you have just saved in Y drive (Equipment- Equipment Calibration checks – Fridge temp records – Data logger results - month)

These will then upload and save

To set up the data logger after downloading

After downloading data, you need to click on 'set up and start data logger' to start recording data again.

Click through the first 4 pages, as settings are saved.

On the fifth page, when asks when to start recording, click on 'Delay the start of the data logger' add 30 minutes on to the time (make it an even time e.g. 09.30.00). This will give time for data logger to be placed back in fridge and cooled down before beginning to record.

Click finish, click ok. Remove data logger and put back into the fridge.

The data logger will automatically start recording, you don't need to press any buttons on the logger, it is all set up and ready to record.

Medicines Management Policy

Appendix - Temperate Excursion Checklist

Enquirer and background information			
Name and job role			
Email address			
Telephone number			
Date and time of incident			
Date and time incident form completed			
Medication information – Include manufacturer, brand name and strength and form			
Manufacturer, Drug name, strength and presentation	Batch Number	Expiry date and time	Any other information
<i>Please append additional pages or lines to this table if there are more medicines</i>			
Temperature excursion information			

Medicines Management Policy

Where did the excursion occur	
Temperature excursion START time – what was the date and time of last recorded storage within the designated temperature	
Temperature excursion END time - when did vaccines return to correct storage temperature conditions?	
TOTAL DURATION of temperature excursion (include hours/minutes) [If multiple excursions include details of duration for each one]	
What were the minimum and maximum temperatures during this excursion?	
Date and time temperature excursion was discovered by staff.	
Rectifying steps taken	
Have steps been taken to prevent the problem recurring?	
Have you quarantined the medication?	
Incident reported?	

Medicines Management Policy

Appendix - Temperature Record Log

Month / Year:

Ensure a MAX/MIN thermometer is used. Ensure the alarm is set to go off at the appropriate temperature boundaries (15°C and 25°C for ambient, 2°C and 8°C for fridge). Ensure the alarm is ON. Store the thermometer next to the medication. Record the temperatures shown then RESET the thermometer.

Date	Ambient room		Fridge		Monitor reset	Signature
	Max	Min	Max	Min	(Tick)	
1						
2						
3						
4						
5						
6						
7						
8						
9						
10						
11						
12						
13						
14						
15						
16						
17						
18						
19						
20						
21						
22						
23						
24						
25						
26						
27						
28						
29						
30						
31						

To be completed daily, if possible, except when unit is unstaffed or when no drugs present.

END OF MONTH REVIEW: (Signature) Role.....